

TROPHEE DE LA LIGUE 2-PEUGEOT MULHOUSE**Trié par meilleur tour**

SENIOR / MASTER / GENTLEMAN CUP

MULHOUSE 0,913 km

WARM UP GP1

17/10/2021 08:00

Qualifier (8:00 Temps) Démarré à 8:02:09

Pos.	N°	Nom complet	Meilleur tps	Dans tour	Diff.	Club	Catégorie
1	2	MARC FLEURANCE	45.202	10		ASAC MOSELLE	SENIOR CUP
2	26	ENZO LAINO	45.679	7	0.477	ASK PEUGEOT MULHOUSE	SENIOR CUP
3	30	TEO IAQUINTA	45.741	10	0.539	ASAC MOSELLE	SENIOR CUP
4	13	WILLIAM KUSSMAUL	46.652	10	1.450	ASK WITTENHEIM	SENIOR CUP
5	20	QUENTIN BECKER	47.145	10	1.943	ASK HAGUENAU	SENIOR CUP
6	18	PHILIPPE SCHAACK	47.511	9	2.309	ACL LUXEMBOURG	SENIOR CUP
7	288	PETER DAALDER	48.834	7	3.632	ACL LUXEMBOURG	GENTLEMAN CUP
8	133	MICHAEL WOGENSTAHL	49.041	5	3.839	ASK WITTENHEIM	MASTER CUP
9	37	FRANCOIS DELL'ATTI	50.120	3	4.918	LORRAINE KART NKC	SENIOR CUP
10	3	THIBAUD BORGES MARTINS		0		LORRAINE KART NKC	SENIOR CUP
11	8	GUILLAUME TAVARES		0		ASK CHARMES	SENIOR CUP
12	11	LYNN EVEN		0		ACL LUXEMBOURG	SENIOR CUP
13	16	THEO HEYERT		0		ASK HAGUENAU	SENIOR CUP

TROPHEE DE LA LIGUE 2-PEUGEOT MULHOUSE

SENIOR / MASTER / GENTLEMAN CUP

MULHOUSE 0,913 km

WARM UP GP1

17/10/2021 08:00

Qualifier (8:00 Temps) Démarré à 8:02:09

Tour	Tps/tour	Diff.	Temps du jour
(2) MARC FLEURANCE			
1			8:03:02.871
2	52.077	+6.875	8:03:54.948
3	49.226	+4.024	8:04:44.174
4	49.292	+4.090	8:05:33.466
5	49.478	+4.276	8:06:22.944
6	46.882	+1.680	8:07:09.826
7	46.475	+1.273	8:07:56.301
8	46.083	+0.881	8:08:42.384
9	45.529	+0.327	8:09:27.913
10	45.202		8:10:13.115

Tour	Tps/tour	Diff.	Temps du jour
(26) ENZO LAINO			
1			8:05:56.549
2	50.856	+5.177	8:06:47.405
3	48.967	+3.288	8:07:36.372
4	47.635	+1.956	8:08:24.007
5	46.924	+1.245	8:09:10.931
6	46.062	+0.383	8:09:56.993
7	45.679		8:10:42.672

Tour	Tps/tour	Diff.	Temps du jour
(30) TEO IAQUINTA			
1			8:03:20.714
2	50.422	+4.681	8:04:11.136
3	48.568	+2.827	8:04:59.704
4	49.290	+3.549	8:05:48.994
5	48.235	+2.494	8:06:37.229
6	49.136	+3.395	8:07:26.365
7	46.783	+1.042	8:08:13.148
8	46.543	+0.802	8:08:59.691
9	46.271	+0.530	8:09:45.962
10	45.741		8:10:31.703

Tour	Tps/tour	Diff.	Temps du jour
(13) WILLIAM KUSSMAUL			
1			8:03:09.080
2	57.526	+10.874	8:04:06.606
3	52.370	+5.718	8:04:58.976
4	51.518	+4.866	8:05:50.494
5	50.043	+3.391	8:06:40.537
6	50.849	+4.197	8:07:31.386
7	48.099	+1.447	8:08:19.485
8	47.357	+0.705	8:09:06.842
9	46.788	+0.136	8:09:53.630
10	46.652		8:10:40.282

Tour	Tps/tour	Diff.	Temps du jour
(20) QUENTIN BECKER			
1			8:03:21.304
2	49.506	+2.361	8:04:10.810
3	48.611	+1.466	8:04:59.421
4	48.795	+1.650	8:05:48.216
5	48.737	+1.592	8:06:36.953
6	48.131	+0.986	8:07:25.084
7	48.508	+1.363	8:08:13.592
8	47.409	+0.264	8:09:01.001
9	47.309	+0.164	8:09:48.310
10	47.145		8:10:35.455

Tour	Tps/tour	Diff.	Temps du jour
(18) PHILIPPE SCHAACK			
1			8:03:10.171
2	53.593	+6.082	8:04:03.764
3	1:29.528	+42.017	8:05:33.292
4	54.252	+6.741	8:06:27.544
5	49.512	+2.001	8:07:17.056
6	48.914	+1.403	8:08:05.970
7	47.951	+0.440	8:08:53.921

Tour	Tps/tour	Diff.	Temps du jour
8	47.707	+0.196	8:09:41.628
9	47.511		8:10:29.139

Tour	Tps/tour	Diff.	Temps du jour
(288) PETER DAALDER			
1			8:03:10.055
2	55.499	+6.665	8:04:05.554
3	51.365	+2.531	8:04:56.919
4	50.542	+1.708	8:05:47.461
5	51.075	+2.241	8:06:38.536
6	49.328	+0.494	8:07:27.864
7	48.834		8:08:16.698

Tour	Tps/tour	Diff.	Temps du jour
(133) MICHAEL WOGENSTAHL			
1			8:05:37.878
2	58.720	+9.679	8:06:36.598
3	54.905	+5.864	8:07:31.503
4	50.341	+1.300	8:08:21.844
5	49.041		8:09:10.885

Tour	Tps/tour	Diff.	Temps du jour
(37) FRANCOIS DELL'ATTI			
1			8:03:16.334
2	50.445	+0.325	8:04:06.779
3	50.120		8:04:56.899
4	1:39.879	+49.759	8:06:36.778

TROPHEE DE LA LIGUE 2-PEUGEOT MULHOUSE

Tableau de tour

SENIOR / MASTER / GENTLEMAN CUP

MULHOUSE 0,913 km

WARM UP GP1

17/10/2021 08:00

Qualifier (8:00 Temps) Démarré à 8:02:09

Pilotes	Tours									
	1	2	3	4	5	6	7	8	9	10
MARC FLEURANCE (2)	1	2	2	2	2	2	2	2	2	2
WILLIAM KUSSMAUL (13)	2	13	18	37	288	20	20	30	30	30
PETER DAALDER (288)	3	288	288	288	20	30	30	20	20	20
PHILIPPE SCHAACK (18)	4	18	13	13	30	288	288	288	13	13
FRANCOIS DELL'ATTI (37)	5	37	37	20	13	13	13	13	18	18
TEO IAQUINTA (30)	6	30	20	30	18	18	18	18		
QUENTIN BECKER (20)	7	20	30	18	37	133	26	26		
MICHAEL WOGENSTAHL (133)	8	133	133	133	133	26				
ENZO LAINO (26)	9	26	26	26	26					
-	10									
-	11									
-	12									
-	13									

TROPHEE DE LA LIGUE 2-PEUGEOT MULHOUSE**Trié par meilleur tour**

SENIOR / MASTER / GENTLEMAN CUP

MULHOUSE 0,913 km

WARM UP GP2

17/10/2021 08:10

Qualifier (8:00 Temps) Démarré à 8:11:45

Pos.	N°	Nom complet	Meilleur tps	Dans tour	Diff.	Club	Catégorie
1	29	LUCAS QUIRIN	44.161	10		ASK PEUGEOT MULHOUSE	SENIOR CUP
2	19	LUCAS HEGY	44.305	11	0.144	ASK PEUGEOT MULHOUSE	SENIOR CUP
3	14	JEAN FRANCOIS KUSSMAUL	44.481	6	0.320	ASK WITTENHEIM	SENIOR CUP
4	34	KIM LONGHINO	45.027	6	0.866	ACL LUXEMBOURG	SENIOR CUP
5	17	SACHA PIERRE	45.696	9	1.535	ASA DES VALLEES	SENIOR CUP
6	9	CARLA ERHARD	47.838	4	3.677	ASK PEUGEOT MULHOUSE	SENIOR CUP
7	4	CHESTER KIEFFER		0		ACL LUXEMBOURG	SENIOR CUP
8	7	AMANDINE ANTONY		0		ASK PEUGEOT MULHOUSE	SENIOR CUP
9	12	HUGO KNAB		0		ASK HAGUENAU	SENIOR CUP
10	25	LOIC KAMMERER		0		ASK HAGUENAU	SENIOR CUP
11	67	JULIEN KAMMERER		0		ASK HAGUENAU	SENIOR CUP
12	133	MICHAEL WOGENSTAHL		0		ASK WITTENHEIM	MASTER CUP
13	211	BRUNO FURST		0		ASK HAGUENAU	GENTLEMAN CUP

TROPHEE DE LA LIGUE 2-PEUGEOT MULHOUSE

SENIOR / MASTER / GENTLEMAN CUP

MULHOUSE 0,913 km

WARM UP GP2

17/10/2021 08:10

Qualifier (8:00 Temps) Démarré à 8:11:45

Tour	Tps/tour	Diff.	Temps du jour
(29) LUCAS QUIRIN			
1			8:12:32.526
2	52.705	+8.544	8:13:25.231
3	45.975	+1.814	8:14:11.206
4	45.540	+1.379	8:14:56.746
5	45.076	+0.915	8:15:41.822
6	44.715	+0.554	8:16:26.537
7	48.006	+3.845	8:17:14.543
8	48.255	+4.094	8:18:02.798
9	47.435	+3.274	8:18:50.233
10	44.161		8:19:34.394
11	44.322	+0.161	8:20:18.716

(19) LUCAS HEGY			
1			8:12:41.224
2	48.765	+4.460	8:13:29.989
3	46.024	+1.719	8:14:16.013
4	45.391	+1.086	8:15:01.404
5	44.871	+0.566	8:15:46.275
6	45.101	+0.796	8:16:31.376
7	44.900	+0.595	8:17:16.276
8	47.399	+3.094	8:18:03.675
9	45.942	+1.637	8:18:49.617
10	44.452	+0.147	8:19:34.069
11	44.305		8:20:18.374

(14) JEAN FRANCOIS KUSSMAUL			
1			8:12:37.814
2	50.566	+6.085	8:13:28.380
3	46.296	+1.815	8:14:14.676
4	45.191	+0.710	8:14:59.867
5	44.954	+0.473	8:15:44.821
6	44.481		8:16:29.302
7	44.754	+0.273	8:17:14.056
8	49.389	+4.908	8:18:03.445

(34) KIM LONGHINO			
1			8:12:33.551
2	51.122	+6.095	8:13:24.673
3	46.258	+1.231	8:14:10.931
4	46.110	+1.083	8:14:57.041
5	45.132	+0.105	8:15:42.173
6	45.027		8:16:27.200
7	47.130	+2.103	8:17:14.330
8	45.594	+0.567	8:17:59.924
9	45.201	+0.174	8:18:45.125
10	45.034	+0.007	8:19:30.159
11	45.088	+0.061	8:20:15.247

(17) SACHA PIERRE			
1			8:12:47.944
2	51.953	+6.257	8:13:39.897
3	48.652	+2.956	8:14:28.549
4	47.098	+1.402	8:15:15.647
5	47.704	+2.008	8:16:03.351
6	45.911	+0.215	8:16:49.262
7	46.149	+0.453	8:17:35.411
8	46.827	+1.131	8:18:22.238
9	45.696		8:19:07.934
10	46.100	+0.404	8:19:54.034

(9) CARLA ERHARD			
1			8:16:05.734
2	54.817	+6.979	8:17:00.551
3	50.142	+2.304	8:17:50.693

Tour	Tps/tour	Diff.	Temps du jour
4	47.838		8:18:38.531
5	48.756	+0.918	8:19:27.287

(4) CHESTER KIEFFER			
1			8:13:39.704

TROPHEE DE LA LIGUE 2-PEUGEOT MULHOUSE

Tableau de tour

SENIOR / MASTER / GENTLEMAN CUP

MULHOUSE 0,913 km

WARM UP GP2

17/10/2021 08:10

Qualifier (8:00 Temps) Démarré à 8:11:45

Pilotes	Tours										
	1	2	3	4	5	6	7	8	9	10	11
LUCAS QUIRIN (29)	29	34	34	29	29	29	14	34	34	34	34
KIM LONGHINO (34)	34	29	29	34	34	34	34	29	19	19	19
JEAN FRANCOIS KUSSMAUL (14)	14	14	14	14	14	14	29	14	29	29	29
LUCAS HEGY (19)	19	19	19	19	19	19	19	19	17	17	
SACHA PIERRE (17)	17	17	17	17	17	17	17	17			
CHESTER KIEFFER (4)	4	9	9	9	9						
CARLA ERHARD (9)	9										
-											
-											
-											
-											
-											
-											
-											

TROPHEE DE LA LIGUE 2-PEUGEOT MULHOUSE**Trié par meilleur tour**

SENIOR / MASTER / GENTLEMAN CUP

MULHOUSE 0,913 km

ESSAIS CHRONO GP1

17/10/2021 09:10

Qualifier (8:00 Temps) Démarré à 9:14:15

Pos.	N°	Nom complet	Meilleur tps	Dans tour	Diff.	Club	Catégorie
1	16	THEO HEYERT	43.133	5		ASK HAGUENAU	SENIOR CUP
2	37	FRANCOIS DELL'ATTI	43.342	4	0.209	LORRAINE KART NKC	SENIOR CUP
3	11	LYNN EVEN	43.638	9	0.505	ACL LUXEMBOURG	SENIOR CUP
4	30	TEO IAQUINTA	43.689	4	0.556	ASAC MOSELLE	SENIOR CUP
5	20	QUENTIN BECKER	43.737	9	0.604	ASK HAGUENAU	SENIOR CUP
6	2	MARC FLEURANCE	43.738	7	0.605	ASAC MOSELLE	SENIOR CUP
7	8	GUILLAUME TAVARES	43.811	9	0.678	ASK CHARMES	SENIOR CUP
8	26	ENZO LAINO	43.837	6	0.704	ASK PEUGEOT MULHOUSE	SENIOR CUP
9	3	THIBAUD BORGES MARTINS	43.841	6	0.708	LORRAINE KART NKC	SENIOR CUP
10	13	WILLIAM KUSSMAUL	43.887	5	0.754	ASK WITTENHEIM	SENIOR CUP
11	18	PHILIPPE SCHAACK	44.073	9	0.940	ACL LUXEMBOURG	SENIOR CUP
12	288	PETER DAALDER	45.016	7	1.883	ACL LUXEMBOURG	GENTLEMAN CUP

TROPHEE DE LA LIGUE 2-PEUGEOT MULHOUSE

SENIOR / MASTER / GENTLEMAN CUP

MULHOUSE 0,913 km

ESSAIS CHRONO GP1

17/10/2021 09:10

Qualifier (8:00 Temps) Démarré à 9:14:15

Tour	Tps/tour	Diff.	Temps du jour
(16) THEO HEYERT			
1	44.796	+1.663	9:15:48.239
2	43.784	+0.651	9:16:32.023
3	43.409	+0.276	9:17:15.432
4	43.245	+0.112	9:17:58.677
5	43.133		9:18:41.810
6	43.167	+0.034	9:19:24.977
7	43.267	+0.134	9:20:08.244
8	43.664	+0.531	9:20:51.908

Tour	Tps/tour	Diff.	Temps du jour
(37) FRANCOIS DELL'ATTI			
1	46.260	+2.918	9:16:19.616
2	44.032	+0.690	9:17:03.648
3	43.540	+0.198	9:17:47.188
4	43.342		9:18:30.530
5	43.436	+0.094	9:19:13.966
6	43.438	+0.096	9:19:57.404
7	43.447	+0.105	9:20:40.851
8	48.630	+5.288	9:21:29.481

Tour	Tps/tour	Diff.	Temps du jour
(11) LYNN EVEN			
1	44.887	+1.249	9:15:50.098
2	44.111	+0.473	9:16:34.209
3	43.796	+0.158	9:17:18.005
4	43.766	+0.128	9:18:01.771
5	44.611	+0.973	9:18:46.382
6	43.821	+0.183	9:19:30.203
7	43.734	+0.096	9:20:13.937
8	43.667	+0.029	9:20:57.604
9	43.638		9:21:41.242
10	43.742	+0.104	9:22:24.984

Tour	Tps/tour	Diff.	Temps du jour
(30) TEO IAQUINTA			
1	46.732	+3.043	9:16:27.185
2	44.395	+0.706	9:17:11.580
3	43.691	+0.002	9:17:55.271
4	43.689		9:18:38.960
5	43.846	+0.157	9:19:22.806
6	45.976	+2.287	9:20:08.782
7	43.988	+0.299	9:20:52.770

Tour	Tps/tour	Diff.	Temps du jour
(20) QUENTIN BECKER			
1	48.466	+4.729	9:16:03.340
2	44.907	+1.170	9:16:48.247
3	44.260	+0.523	9:17:32.507
4	44.204	+0.467	9:18:16.711
5	44.366	+0.629	9:19:01.077
6	44.038	+0.301	9:19:45.115
7	43.759	+0.022	9:20:28.874
8	44.239	+0.502	9:21:13.113
9	43.737		9:21:56.850
10	46.091	+2.354	9:22:42.941

Tour	Tps/tour	Diff.	Temps du jour
(2) MARC FLEURANCE			
1	45.862	+2.124	9:15:53.151
2	44.424	+0.686	9:16:37.575
3	43.994	+0.256	9:17:21.569
4	43.816	+0.078	9:18:05.385
5	43.770	+0.032	9:18:49.155
6	43.865	+0.127	9:19:33.020
7	43.738		9:20:16.758
8	43.757	+0.019	9:21:00.515
9	45.027	+1.289	9:21:45.542

Tour	Tps/tour	Diff.	Temps du jour
(8) GUILLAUME TAVARES			

Tour	Tps/tour	Diff.	Temps du jour
1	46.229	+2.418	9:16:00.163
2	45.339	+1.528	9:16:45.502
3	44.387	+0.576	9:17:29.889
4	44.217	+0.406	9:18:14.106
5	45.534	+1.723	9:18:59.640
6	44.080	+0.269	9:19:43.720
7	44.005	+0.194	9:20:27.725
8	44.069	+0.258	9:21:11.794
9	43.811		9:21:55.605
10	44.656	+0.845	9:22:40.261

Tour	Tps/tour	Diff.	Temps du jour
(26) ENZO LAINO			
1	48.321	+4.484	9:16:14.554
2	44.825	+0.988	9:16:59.379
3	44.114	+0.277	9:17:43.493
4	44.059	+0.222	9:18:27.552
5	43.943	+0.106	9:19:11.495
6	43.837		9:19:55.332
7	44.738	+0.901	9:20:40.070

Tour	Tps/tour	Diff.	Temps du jour
(3) THIBAUD BORGES MARTINS			
1	46.495	+2.654	9:16:00.011
2	44.579	+0.738	9:16:44.590
3	44.418	+0.577	9:17:29.008
4	44.395	+0.554	9:18:13.403
5	44.166	+0.325	9:18:57.569
6	43.841		9:19:41.410
7	44.075	+0.234	9:20:25.485
8	43.877	+0.036	9:21:09.362
9	43.982	+0.141	9:21:53.344
10	44.504	+0.663	9:22:37.848

Tour	Tps/tour	Diff.	Temps du jour
(13) WILLIAM KUSSMAUL			
1	47.531	+3.644	9:16:25.589
2	45.391	+1.504	9:17:10.980
3	44.785	+0.898	9:17:55.765
4	44.048	+0.161	9:18:39.813
5	43.887		9:19:23.700
6	44.249	+0.362	9:20:07.949
7	44.449	+0.562	9:20:52.398
8	44.669	+0.782	9:21:37.067

Tour	Tps/tour	Diff.	Temps du jour
(18) PHILIPPE SCHAACK			
1	47.763	+3.690	9:15:58.318
2	45.665	+1.592	9:16:43.983
3	44.842	+0.769	9:17:28.825
4	44.944	+0.871	9:18:13.769
5	44.286	+0.213	9:18:58.055
6	44.735	+0.662	9:19:42.790
7	44.204	+0.131	9:20:26.994
8	44.393	+0.320	9:21:11.387
9	44.073		9:21:55.460
10	45.053	+0.980	9:22:40.513

Tour	Tps/tour	Diff.	Temps du jour
(288) PETER DAALDER			
1	48.099	+3.083	9:16:07.218
2	45.932	+0.916	9:16:53.150
3	45.833	+0.817	9:17:38.983
4	45.563	+0.547	9:18:24.546
5	45.237	+0.221	9:19:09.783
6	45.025	+0.009	9:19:54.808
7	45.016		9:20:39.824
8	45.310	+0.294	9:21:25.134
9	45.854	+0.838	9:22:10.988

TROPHEE DE LA LIGUE 2-PEUGEOT MULHOUSE

Tableau de tour

SENIOR / MASTER / GENTLEMAN CUP

MULHOUSE 0,913 km

ESSAIS CHRONO GP1

17/10/2021 09:10

Qualifier (8:00 Temps) Démarré à 9:14:15

Pilotes	Tours										
	0	1	2	3	4	5	6	7	8	9	10
THEO HEYERT (16)	1	16	16	16	16	16	16	16	16	11	11
LYNN EVEN (11)	2	11	11	11	11	11	11	11	11	2	3
MARC FLEURANCE (2)	3	2	2	2	2	2	2	2	2	3	8
PHILIPPE SCHAACK (18)	4	18	18	18	18	3	3	3	3	3	18
THIBAUD BORGES MARTINS (3)	5	3	3	3	3	18	18	18	18	8	20
GUILLAUME TAVARES (8)	6	8	8	8	8	8	8	8	8	8	20
QUENTIN BECKER (20)	7	20	20	20	20	20	20	20	20	20	288
PETER DAALDER (288)	8	288	288	288	288	288	288	288	288	288	288
ENZO LAINO (26)	9	26	26	26	26	26	26	26	26	37	
FRANCOIS DELL'ATTI (37)	10	37	37	37	37	37	37	37	37	13	
WILLIAM KUSSMAUL (13)	11	13	13	13	30	30	30	13	13		
TEO IAQUINTA (30)	12	30	30	30	13	13	13	30	30		

TROPHEE DE LA LIGUE 2-PEUGEOT MULHOUSE**Trié par meilleur tour**

SENIOR / MASTER / GENTLEMAN CUP

MULHOUSE 0,913 km

ESSAIS CHRONO GP2

17/10/2021 09:20

Qualifier (8:00 Temps) Démarré à 9:24:43

Pos.	N°	Nom complet	Meilleur tps	Dans tour	Diff.	Club	Catégorie
1	67	JULIEN KAMMERER	43.080	7		ASK HAGUENAU	SENIOR CUP
2	29	LUCAS QUIRIN	43.425	4	0.345	ASK PEUGEOT MULHOUSE	SENIOR CUP
3	19	LUCAS HEGY	43.464	6	0.384	ASK PEUGEOT MULHOUSE	SENIOR CUP
4	14	JEAN FRANCOIS KUSSMAUL	43.591	5	0.511	ASK WITTENHEIM	SENIOR CUP
5	34	KIM LONGHINO	43.616	6	0.536	ACL LUXEMBOURG	SENIOR CUP
6	4	CHESTER KIEFFER	44.081	7	1.001	ACL LUXEMBOURG	SENIOR CUP
7	17	SACHA PIERRE	44.622	6	1.542	ASA DES VALLEES	SENIOR CUP
8	7	AMANDINE ANTONY	44.772	9	1.692	ASK PEUGEOT MULHOUSE	SENIOR CUP
9	12	HUGO KNAB	45.005	6	1.925	ASK HAGUENAU	SENIOR CUP
10	211	BRUNO FURST	45.073	8	1.993	ASK HAGUENAU	GENTLEMAN CUP
11	25	LOIC KAMMERER	45.431	6	2.351	ASK HAGUENAU	SENIOR CUP
12	9	CARLA ERHARD	45.488	6	2.408	ASK PEUGEOT MULHOUSE	SENIOR CUP
13	133	MICHAEL WOGENSTAHL	45.761	5	2.681	ASK WITTENHEIM	MASTER CUP

TROPHEE DE LA LIGUE 2-PEUGEOT MULHOUSE

SENIOR / MASTER / GENTLEMAN CUP

MULHOUSE 0,913 km

ESSAIS CHRONO GP2

17/10/2021 09:20

Qualifier (8:00 Temps) Démarré à 9:24:43

Tour	Tps/tour	Diff.	Temps du jour
(67) JULIEN KAMMERER			
1	45.568	+2.488	9:26:16.055
2	43.988	+0.908	9:27:00.043
3	43.685	+0.605	9:27:43.728
4	43.401	+0.321	9:28:27.129
5	43.087	+0.007	9:29:10.216
6	43.213	+0.133	9:29:53.429
7	43.080		9:30:36.509
8	43.214	+0.134	9:31:19.723

Tour	Tps/tour	Diff.	Temps du jour
(29) LUCAS QUIRIN			
1	46.490	+3.065	9:26:22.291
2	44.010	+0.585	9:27:06.301
3	46.638	+3.213	9:27:52.939
4	43.425		9:28:36.364
5	43.528	+0.103	9:29:19.892
6	43.887	+0.462	9:30:03.779
7	43.563	+0.138	9:30:47.342
8	43.484	+0.059	9:31:30.826
9	43.578	+0.153	9:32:14.404
10	57.015	+13.590	9:33:11.419

Tour	Tps/tour	Diff.	Temps du jour
(19) LUCAS HEGY			
1	46.597	+3.133	9:26:21.514
2	44.648	+1.184	9:27:06.162
3	44.929	+1.465	9:27:51.091
4	43.553	+0.089	9:28:34.644
5	43.522	+0.058	9:29:18.166
6	43.464		9:30:01.630
7	43.526	+0.062	9:30:45.156
8	43.836	+0.372	9:31:28.992

Tour	Tps/tour	Diff.	Temps du jour
(14) JEAN FRANCOIS KUSSMAUL			
1	46.343	+2.752	9:26:21.746
2	45.089	+1.498	9:27:06.835
3	45.146	+1.555	9:27:51.981
4	43.858	+0.267	9:28:35.839
5	43.591		9:29:19.430
6	43.702	+0.111	9:30:03.132
7	44.832	+1.241	9:30:47.964
8	44.118	+0.527	9:31:32.082
9	44.668	+1.077	9:32:16.750
10	44.153	+0.562	9:33:00.903

Tour	Tps/tour	Diff.	Temps du jour
(34) KIM LONGHINO			
1	46.327	+2.711	9:26:22.482
2	44.552	+0.936	9:27:07.034
3	44.475	+0.859	9:27:51.509
4	44.431	+0.815	9:28:35.940
5	43.714	+0.098	9:29:19.654
6	43.616		9:30:03.270
7	44.291	+0.675	9:30:47.561
8	44.366	+0.750	9:31:31.927
9	44.521	+0.905	9:32:16.448
10	48.995	+5.379	9:33:05.443

Tour	Tps/tour	Diff.	Temps du jour
(4) CHESTER KIEFFER			
1	47.746	+3.665	9:27:31.721
2	46.059	+1.978	9:28:17.780
3	44.910	+0.829	9:29:02.690
4	44.507	+0.426	9:29:47.197
5	44.131	+0.050	9:30:31.328
6	44.170	+0.089	9:31:15.498
7	44.081		9:31:59.579
8	44.287	+0.206	9:32:43.866

Tour	Tps/tour	Diff.	Temps du jour
9	57.161	+13.080	9:33:41.027
(17) SACHA PIERRE			
1	47.877	+3.255	9:26:27.391
2	45.942	+1.320	9:27:13.333
3	45.493	+0.871	9:27:58.826
4	45.297	+0.675	9:28:44.123
5	45.428	+0.806	9:29:29.551
6	44.622		9:30:14.173
7	45.178	+0.556	9:30:59.351
8	44.730	+0.108	9:31:44.081
9	44.703	+0.081	9:32:28.784
10	45.841	+1.219	9:33:14.625

Tour	Tps/tour	Diff.	Temps du jour
(7) AMANDINE ANTONY			
1	49.930	+5.158	9:26:33.816
2	54.378	+9.606	9:27:28.194
3	46.149	+1.377	9:28:14.343
4	45.170	+0.398	9:28:59.513
5	44.878	+0.106	9:29:44.391
6	45.149	+0.377	9:30:29.540
7	51.720	+6.948	9:31:21.260
8	45.236	+0.464	9:32:06.496
9	44.772		9:32:51.268

Tour	Tps/tour	Diff.	Temps du jour
(12) HUGO KNAB			
1	50.173	+5.168	9:26:33.397
2	47.666	+2.661	9:27:21.063
3	45.609	+0.604	9:28:06.672
4	45.706	+0.701	9:28:52.378
5	45.212	+0.207	9:29:37.590
6	45.005		9:30:22.595
7	45.036	+0.031	9:31:07.631
8	45.262	+0.257	9:31:52.893
9	45.227	+0.222	9:32:38.120
10	49.431	+4.426	9:33:27.551

Tour	Tps/tour	Diff.	Temps du jour
(211) BRUNO FURST			
1	50.720	+5.647	9:26:34.050
2	52.610	+7.537	9:27:26.660
3	46.101	+1.028	9:28:12.761
4	45.363	+0.290	9:28:58.124
5	45.484	+0.411	9:29:43.608
6	45.247	+0.174	9:30:28.855
7	45.384	+0.311	9:31:14.239
8	45.073		9:31:59.312
9	45.713	+0.640	9:32:45.025

Tour	Tps/tour	Diff.	Temps du jour
(25) LOIC KAMMERER			
1	48.525	+3.094	9:26:36.245
2	48.385	+2.954	9:27:24.630
3	45.540	+0.109	9:28:10.170
4	45.485	+0.054	9:28:55.655
5	45.860	+0.429	9:29:41.515
6	45.431		9:30:26.946
7	1:09.676	+24.245	9:31:36.622
8	45.581	+0.150	9:32:22.203
9	45.562	+0.131	9:33:07.765

Tour	Tps/tour	Diff.	Temps du jour
(9) CARLA ERHARD			
1	50.431	+4.943	9:26:33.236
2	49.063	+3.575	9:27:22.299
3	47.029	+1.541	9:28:09.328
4	46.025	+0.537	9:28:55.353
5	45.888	+0.400	9:29:41.241
6	45.488		9:30:26.729

TROPHEE DE LA LIGUE 2-PEUGEOT MULHOUSE

Tableau de tour

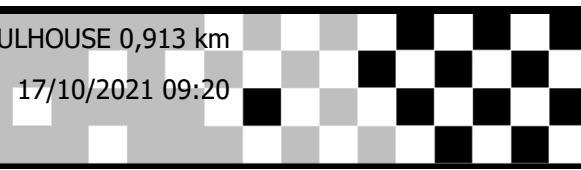
SENIOR / MASTER / GENTLEMAN CUP

MULHOUSE 0,913 km

ESSAIS CHRONO GP2

17/10/2021 09:20

Qualifier (8:00 Temps) Démarré à 9:24:43



Pilotes	Tours											
	0	1	2	3	4	5	6	7	8	9	10	
JULIEN KAMMERER (67)	1	67	67	67	67	67	67	67	67	29	14	
LUCAS HEGY (19)	2	19	19	19	19	19	19	19	19	34	34	
JEAN FRANCOIS KUSSMAUL (14)	3	14	14	29	34	14	14	14	29	29	14	29
LUCAS QUIRIN (29)	4	29	29	14	14	34	34	34	34	34	17	17
KIM LONGHINO (34)	5	34	34	34	29	29	29	29	14	14	12	12
SACHA PIERRE (17)	6	17	17	17	17	17	17	17	17	17	211	
CARLA ERHARD (9)	7	9	9	12	12	12	12	12	12	12	7	
HUGO KNAB (12)	8	12	12	9	9	9	9	9	9	211	25	
BRUNO FURST (211)	9	211	7	25	25	25	25	25	211	9	4	
AMANDINE ANTONY (7)	10	7	211	133	133	133	133	211	7	7		
LOIC KAMMERER (25)	11	25	25	211	211	211	211	7	25	25		
MICHAEL WOGENSTAHL (133)	12	133	133	7	7	7	7	4	4	4		
CHESTER KIEFFER (4)	13	4	4	4	4	4	4					

TROPHEE DE LA LIGUE 2-PEUGEOT MULHOUSE

Trié par tour

SENIOR / MASTER / GENTLEMAN CUP

MULHOUSE 0,913 km

MANCHE QUALIF

17/10/2021 10:30

Course (11 Tours) Démarré à 10:37:33

Pos.	N°	Nom complet	Tours	Diff.	Écart	Meilleur tps	Dans tour	Catégorie	Club
1	67	JULIEN KAMMERER	11			43.220	4	SENIOR CUP	ASK HAGUENAU
2	16	THEO HEYERT	11	0.498	0.498	43.226	6	SENIOR CUP	ASK HAGUENAU
3	29	LUCAS QUIRIN	11	2.839	2.341	43.483	4	SENIOR CUP	ASK PEUGEOT MULHOUSE
4	37	FRANCOIS DELL'ATTI	11	2.960	0.121	43.437	4	SENIOR CUP	LORRAINE KART NKC
5	34	KIM LONGHINO	11	3.596	0.636	43.464	8	SENIOR CUP	ACL LUXEMBOURG
6	19	LUCAS HEGY	11	4.179	0.583	43.441	5	SENIOR CUP	ASK PEUGEOT MULHOUSE
7	14	JEAN FRANCOIS KUSSMAUL	11	5.024	0.845	43.583	7	SENIOR CUP	ASK WITTENHEIM
8	30	TEO IAQUINTA	11	6.133	1.109	43.579	10	SENIOR CUP	ASAC MOSELLE
9	2	MARC FLEURANCE	11	9.444	3.311	43.740	6	SENIOR CUP	ASAC MOSELLE
10	8	GUILLAUME TAVARES	11	13.442	3.998	43.983	3	SENIOR CUP	ASK CHARMES
11	11	LYNN EVEN	11	13.646	0.204	43.717	10	SENIOR CUP	ACL LUXEMBOURG
12	13	WILLIAM KUSSMAUL	11	14.304	0.658	43.915	10	SENIOR CUP	ASK WITTENHEIM
13	18	PHILIPPE SCHAACK	11	14.731	0.427	43.765	9	SENIOR CUP	ACL LUXEMBOURG
14	26	ENZO LAINO	11	15.163	0.432	43.687	5	SENIOR CUP	ASK PEUGEOT MULHOUSE
15	17	SACHA PIERRE	11	17.420	2.257	44.170	10	SENIOR CUP	ASA DES VALLEES
16	7	AMANDINE ANTONY	11	21.714	4.294	44.651	8	SENIOR CUP	ASK PEUGEOT MULHOUSE
17	211	BRUNO FURST	11	22.306	0.592	44.682	9	GENTLEMAN CUP	ASK HAGUENAU
18	4	CHESTER KIEFFER	11	27.538	5.232	43.811	10	SENIOR CUP	ACL LUXEMBOURG
19	12	HUGO KNAB	11	28.201	0.663	45.101	10	SENIOR CUP	ASK HAGUENAU
20	9	CARLA ERHARD	11	37.360	9.159	44.873	3	SENIOR CUP	ASK PEUGEOT MULHOUSE
21	20	QUENTIN BECKER	11	1:12.203	34.843	43.694	7	SENIOR CUP	ASK HAGUENAU
22	288	PETER DAALDER	10	1 Tour	1 Tour	45.067	4	GENTLEMAN CUP	ACL LUXEMBOURG
23	25	LOIC KAMMERER	5	6 Tours	5 Tours	44.942	4	SENIOR CUP	ASK HAGUENAU
24	133	MICHAEL WOGENSTAHL	4	7 Tours	1 Tour	45.795	3	MASTER CUP	ASK WITTENHEIM
25	3	THIBAUD BORGES MARTINS	11 Tours		4 Tours		0	SENIOR CUP	LORRAINE KART NKC

Annonces

N°4 / 11 / 20 / 26: 5S PENALITE POUR CARENAGE

Marge de victoire	Vit. moy.	Meilleur tps/tour	Meilleure vit.	Meilleur tour
0.498	75,264	43.220	76,048	67 - JULIEN KAMMERER

SOUS RESERVE DE CONTROLE TECHNIQUE ET DE FAITS SPORTIFS

Orbits

Directeur de course: V. SOUCAT-M. RUCH

Organisateur: ACSM PEUGEOT MULHOUSE - Chrono: Marie - CIAO

LIVETIMING ET RESULTATS DANS SPEEDHIVE APP

Imprimé : 20/10/2021 06:39:47



www.mylaps.com

Licence pour: CIAO

TROPHEE DE LA LIGUE 2-PEUGEOT MULHOUSE

SENIOR / MASTER / GENTLEMAN CUP

MULHOUSE 0,913 km

MANCHE QUALIF

17/10/2021 10:30

Course (11 Tours) Démarré à 10:37:33

Tour	Tps/tour	Diff.	Temps du jour
(67) JULIEN KAMMERER			
1	45.640	+2.420	10:38:19.747
2	43.781	+0.561	10:39:03.528
3	43.299	+0.079	10:39:46.827
4	43.220		10:40:30.047
5	43.291	+0.071	10:41:13.338
6	43.284	+0.064	10:41:56.622
7	43.450	+0.230	10:42:40.072
8	43.429	+0.209	10:43:23.501
9	43.352	+0.132	10:44:06.853
10	43.472	+0.252	10:44:50.325
11	43.389	+0.169	10:45:33.714

Tour	Tps/tour	Diff.	Temps du jour
(16) THEO HEYERT			
1	45.364	+2.138	10:38:19.405
2	43.697	+0.471	10:39:03.102
3	43.369	+0.143	10:39:46.471
4	43.357	+0.131	10:40:29.828
5	43.323	+0.097	10:41:13.151
6	43.226		10:41:56.377
7	43.857	+0.631	10:42:40.234
8	43.557	+0.331	10:43:23.791
9	43.439	+0.213	10:44:07.230
10	43.620	+0.394	10:44:50.850
11	43.362	+0.136	10:45:34.212

Tour	Tps/tour	Diff.	Temps du jour
(29) LUCAS QUIRIN			
1	45.716	+2.233	10:38:19.904
2	43.933	+0.450	10:39:03.837
3	43.607	+0.124	10:39:47.444
4	43.483		10:40:30.927
5	43.507	+0.024	10:41:14.434
6	43.551	+0.068	10:41:57.985
7	43.492	+0.009	10:42:41.477
8	43.696	+0.213	10:43:25.173
9	43.576	+0.093	10:44:08.749
10	43.630	+0.147	10:44:52.379
11	44.174	+0.691	10:45:36.553

Tour	Tps/tour	Diff.	Temps du jour
(37) FRANCOIS DELL'ATTI			
1	45.937	+2.500	10:38:20.154
2	43.887	+0.450	10:39:04.041
3	43.660	+0.223	10:39:47.701
4	43.437		10:40:31.138
5	43.469	+0.032	10:41:14.607
6	43.531	+0.094	10:41:58.138
7	43.458	+0.021	10:42:41.596
8	43.908	+0.471	10:43:25.504
9	43.462	+0.025	10:44:08.966
10	43.523	+0.086	10:44:52.489
11	44.185	+0.748	10:45:36.674

Tour	Tps/tour	Diff.	Temps du jour
(34) KIM LONGHINO			
1	46.050	+2.586	10:38:20.520
2	43.872	+0.408	10:39:04.392
3	43.520	+0.056	10:39:47.912
4	43.805	+0.341	10:40:31.717
5	43.481	+0.017	10:41:15.198
6	43.683	+0.219	10:41:58.881
7	43.682	+0.218	10:42:42.563
8	43.464		10:43:26.027
9	43.664	+0.200	10:44:09.691
10	43.717	+0.253	10:44:53.408
11	43.902	+0.438	10:45:37.310

Tour	Tps/tour	Diff.	Temps du jour
(19) LUCAS HEGY			
1	46.506	+3.065	10:38:20.884
2	43.982	+0.541	10:39:04.866
3	43.592	+0.151	10:39:48.458
4	43.680	+0.239	10:40:32.138
5	43.441		10:41:15.579
6	43.608	+0.167	10:41:59.187
7	43.692	+0.251	10:42:42.879
8	43.734	+0.293	10:43:26.613
9	43.447	+0.006	10:44:10.060
10	43.832	+0.391	10:44:53.892
11	44.001	+0.560	10:45:37.893

Tour	Tps/tour	Diff.	Temps du jour
(14) JEAN FRANCOIS KUSSMAUL			
1	46.805	+3.222	10:38:21.214
2	44.012	+0.429	10:39:05.226
3	43.963	+0.380	10:39:49.189
4	43.716	+0.133	10:40:32.905
5	43.635	+0.052	10:41:16.540
6	43.623	+0.040	10:42:00.163
7	43.583		10:42:43.746
8	43.620	+0.037	10:43:27.366
9	43.697	+0.114	10:44:11.063
10	43.886	+0.303	10:44:54.949
11	43.789	+0.206	10:45:38.738

Tour	Tps/tour	Diff.	Temps du jour
(30) TEO IAQUINTA			
1	47.069	+3.490	10:38:21.754
2	44.097	+0.518	10:39:05.851
3	44.158	+0.579	10:39:50.009
4	43.721	+0.142	10:40:33.730
5	43.649	+0.070	10:41:17.379
6	43.628	+0.049	10:42:01.007
7	43.792	+0.213	10:42:44.799
8	43.657	+0.078	10:43:28.456
9	43.634	+0.055	10:44:12.090
10	43.579		10:44:55.669
11	44.178	+0.599	10:45:39.847

Tour	Tps/tour	Diff.	Temps du jour
(2) MARC FLEURANCE			
1	46.919	+3.179	10:38:21.599
2	44.126	+0.386	10:39:05.725
3	44.102	+0.362	10:39:49.827
4	44.418	+0.678	10:40:34.245
5	43.941	+0.201	10:41:18.186
6	43.740		10:42:01.926
7	45.033	+1.293	10:42:46.959
8	43.950	+0.210	10:43:30.909
9	44.449	+0.709	10:44:15.358
10	43.811	+0.071	10:44:59.169
11	43.989	+0.249	10:45:43.158

Tour	Tps/tour	Diff.	Temps du jour
(8) GUILLAUME TAVARES			
1	48.393	+4.410	10:38:23.298
2	44.487	+0.504	10:39:07.785
3	43.983		10:39:51.768
4	46.521	+2.538	10:40:38.289
5	44.045	+0.062	10:41:22.334
6	44.381	+0.398	10:42:06.715
7	44.084	+0.101	10:42:50.799
8	43.999	+0.016	10:43:34.798
9	44.139	+0.156	10:44:18.937
10	44.007	+0.024	10:45:02.944
11	44.212	+0.229	10:45:47.156

Tour	Tps/tour	Diff.	Temps du jour
(11) LYNN EVEN			

Tour	Tps/tour	Diff.	Temps du jour
1	47.380	+3.663	10:38:21.992
2	44.146	+0.429	10:39:06.138
3	44.200	+0.483	10:39:50.338
4	44.024	+0.307	10:40:34.362
5	43.909	+0.192	10:41:18.271
6	43.780	+0.063	10:42:02.051
7	45.096	+1.379	10:42:47.147
8	43.879	+0.162	10:43:31.026
9	43.876	+0.159	10:44:14.902
10	43.717		10:44:58.619
11	43.741	+0.024	10:45:42.360

Tour	Tps/tour	Diff.	Temps du jour
(13) WILLIAM KUSSMAUL			
1	48.537	+4.622	10:38:23.759
2	44.549	+0.634	10:39:08.308
3	44.214	+0.299	10:39:52.522
4	46.373	+2.458	10:40:38.895
5	44.188	+0.273	10:41:23.083
6	44.226	+0.311	10:42:07.309
7	44.460	+0.545	10:42:51.769
8	44.130	+0.215	10:43:35.899
9	44.065	+0.150	10:44:19.964
10	43.915		10:45:03.879
11	44.139	+0.224	10:45:48.018

Tour	Tps/tour	Diff.	Temps du jour
(18) PHILIPPE SCHAACK			
1	48.958	+5.193	10:38:24.460
2	44.594	+0.829	10:39:09.054
3	44.308	+0.543	10:39:53.362
4	44.556	+0.791	10:40:37.918
5	44.227	+0.462	10:41:22.145
6	45.004	+1.239	10:42:07.149
7	45.395	+1.630	10:42:52.544
8	44.198	+0.433	10:43:36.742
9	43.765		10:44:20.507
10	43.900	+0.135	10:45:04.407
11	44.038	+0.273	10:45:48.445

Tour	Tps/tour	Diff.	Temps du jour
(26) ENZO LAINO			
1	48.426	+4.739	10:38:23.419
2	44.538	+0.851	10:39:07.957
3	44.039	+0.352	10:39:51.996
4	43.990	+0.303	10:40:35.986
5	43.687		10:41:19.673
6	43.885	+0.198	10:42:03.558
7	43.790	+0.103	10:42:47.348
8	43.952	+0.265	10:43:31.300
9	44.841	+1.154	10:44:16.141
10	43.838	+0.151	10:44:59.979
11	43.898	+0.211	10:45:43.877

Tour	Tps/tour	Diff.	Temps du jour
(17) SACHA PIERRE			
1	49.624	+5.454	10:38:25.056
2	45.113	+0.943	10:39:10.169
3	45.207	+1.037	10:39:55.376
4	44.932	+0.762	10:40:40.308
5	44.556	+0.386	10:41:24.864
6	44.511	+0.341	10:42:09.375
7	44.356	+0.186	10:42:53.731
8	44.322	+0.152	10:43:38.053
9	44.421	+0.251	10:44:22.474
10	44.170		10:45:06.644
11	44.490	+0.320	10:45:51.134

Tour	Tps/tour	Diff.	Temps du jour
(7) AMANDINE ANTONY			
1	49.586	+4.935	10:38:25.204

SOUS RESERVE DE CONTROLE TECHNIQUE ET DE FAITS SPORTIFS

Orbits

Directeur de course: V. SOUCAT-M. RUCH

Organisateur: ACSM PEUGEOT MULHOUSE - Chrono: Marie - CIAO

LIVETIMING ET RESULTATS DANS SPEEDHIVE APP



www.mylaps.com

Licence pour: CIAO

TROPHEE DE LA LIGUE 2-PEUGEOT MULHOUSE

SENIOR / MASTER / GENTLEMAN CUP

MULHOUSE 0,913 km

MANCHE QUALIF

17/10/2021 10:30

Course (11 Tours) Démarré à 10:37:33

Tour	Tps/tour	Diff.	Temps du jour
2	45.276	+0.625	10:39:10.480
3	45.195	+0.544	10:39:55.675
4	44.952	+0.301	10:40:40.627
5	44.822	+0.171	10:41:25.449
6	45.319	+0.668	10:42:10.768
7	45.071	+0.420	10:42:55.839
8	44.651		10:43:40.490
9	45.005	+0.354	10:44:25.495
10	44.905	+0.254	10:45:10.400
11	45.028	+0.377	10:45:55.428

(211) BRUNO FURST

Tour	Tps/tour	Diff.	Temps du jour
1	50.057	+5.375	10:38:25.756
2	45.270	+0.588	10:39:11.026
3	45.280	+0.598	10:39:56.306
4	45.061	+0.379	10:40:41.367
5	45.083	+0.401	10:41:26.450
6	44.961	+0.279	10:42:11.411
7	45.004	+0.322	10:42:56.415
8	44.843	+0.161	10:43:41.258
9	44.682		10:44:25.940
10	45.108	+0.426	10:45:11.048
11	44.972	+0.290	10:45:56.020

(4) CHESTER KIEFFER

Tour	Tps/tour	Diff.	Temps du jour
1	58.072	+14.261	10:38:33.396
2	44.920	+1.109	10:39:18.316
3	44.547	+0.736	10:40:02.863
4	44.363	+0.552	10:40:47.226
5	44.495	+0.684	10:41:31.721
6	44.105	+0.294	10:42:15.826
7	44.333	+0.522	10:43:00.159
8	44.123	+0.312	10:43:44.282
9	44.100	+0.289	10:44:28.382
10	43.811		10:45:12.193
11	44.059	+0.248	10:45:56.252

(12) HUGO KNAB

Tour	Tps/tour	Diff.	Temps du jour
1	49.284	+4.183	10:38:27.292
2	45.695	+0.594	10:39:12.987
3	46.036	+0.935	10:39:59.023
4	45.927	+0.826	10:40:44.950
5	45.272	+0.171	10:41:30.222
6	45.229	+0.128	10:42:15.451
7	45.466	+0.365	10:43:00.917
8	45.136	+0.035	10:43:46.053
9	45.307	+0.206	10:44:31.360
10	45.101		10:45:16.461
11	45.454	+0.353	10:46:01.915

(9) CARLA ERHARD

Tour	Tps/tour	Diff.	Temps du jour
1	49.792	+4.919	10:38:26.433
2	45.878	+1.005	10:39:12.311
3	44.873		10:39:57.184
4	45.214	+0.341	10:40:42.398
5	45.247	+0.374	10:41:27.645
6	45.076	+0.203	10:42:12.721
7	45.449	+0.576	10:42:58.170
8	53.816	+8.943	10:43:51.986
9	47.293	+2.420	10:44:39.279
10	45.857	+0.984	10:45:25.136
11	45.938	+1.065	10:46:11.074

(20) QUENTIN BECKER

Tour	Tps/tour	Diff.	Temps du jour
1	49.210	+5.516	10:38:24.008
2	44.558	+0.864	10:39:08.566

Tour	Tps/tour	Diff.	Temps du jour
3	44.107	+0.413	10:39:52.673
4	44.336	+0.642	10:40:37.009
5	43.858	+0.164	10:41:20.867
6	43.785	+0.091	10:42:04.652
7	43.694		10:42:48.346
8	43.860	+0.166	10:43:32.206
9	44.085	+0.391	10:44:16.291
10	43.837	+0.143	10:45:00.128
11	1:40.789	+57.095	10:46:40.917

(288) PETER DAALDER

Tour	Tps/tour	Diff.	Temps du jour
1	49.782	+4.715	10:38:26.036
2	45.509	+0.442	10:39:11.545
3	45.255	+0.188	10:39:56.800
4	45.067		10:40:41.867
5	45.298	+0.231	10:41:27.165
6	45.235	+0.168	10:42:12.400
7	45.354	+0.287	10:42:57.754
8	1:06.993	+21.926	10:44:04.747
9	47.245	+2.178	10:44:51.992
10	48.593	+3.526	10:45:40.585

(25) LOIC KAMMERER

Tour	Tps/tour	Diff.	Temps du jour
1	49.672	+4.730	10:38:26.675
2	45.894	+0.952	10:39:12.569
3	45.049	+0.107	10:39:57.618
4	44.942		10:40:42.560
5	1:41.914	+56.972	10:42:24.474

(133) MICHAEL WOGENSTAHL

Tour	Tps/tour	Diff.	Temps du jour
1	49.202	+3.407	10:38:26.880
2	46.072	+0.277	10:39:12.952
3	45.795		10:39:58.747
4	46.122	+0.327	10:40:44.869

TROPHEE DE LA LIGUE 2-PEUGEOT MULHOUSE

Tableau de tour


SENIOR / MASTER / GENTLEMAN CUP

MULHOUSE 0,913 km

MANCHE QUALIF

17/10/2021 10:30

Course (11 Tours) Démarré à 10:37:33



Pilotes	Tours											
	0	1	2	3	4	5	6	7	8	9	10	11
THEO HEYERT (16)	1	16	16	16	16	16	16	67	67	67	67	67
JULIEN KAMMERER (67)	2	67	67	67	67	67	67	16	16	16	16	16
LUCAS QUIRIN (29)	3	29	29	29	29	29	29	29	29	29	29	29
FRANCOIS DELL'ATTI (37)	4	37	37	37	37	37	37	37	37	37	37	37
LUCAS HEGY (19)	5	19	34	34	34	34	34	34	34	34	34	34
JEAN FRANCOIS KUSSMAUL (14)	6	14	19	19	19	19	19	19	19	19	19	19
KIM LONGHINO (34)	7	34	14	14	14	14	14	14	14	14	14	14
LYNN EVEN (11)	8	11	2	2	2	30	30	30	30	30	30	30
MARC FLEURANCE (2)	9	2	30	30	30	2	2	2	2	2	11	11
TEO IAQUINTA (30)	10	30	11	11	11	11	11	11	11	11	2	2
QUENTIN BECKER (20)	11	20	8	8	8	26	26	26	26	26	26	26
GUILLAUME TAVARES (8)	12	8	26	26	26	20	20	20	20	20	20	8
ENZO LAINO (26)	13	26	13	13	13	18	18	8	8	8	8	13
THIBAUD BORGES MARTINS (3)	14	3	20	20	20	8	8	18	13	13	13	18
WILLIAM KUSSMAUL (13)	15	13	18	18	18	13	13	18	18	18	18	17
CHESTER KIEFFER (4)	16	4	17	17	17	17	17	17	17	17	17	7
SACHA PIERRE (17)	17	17	7	7	7	7	7	7	7	7	7	211
PHILIPPE SCHAACK (18)	18	18	211	211	211	211	211	211	211	211	211	4
AMANDINE ANTONY (7)	19	7	288	288	288	288	288	288	4	4	4	12
BRUNO FURST (211)	20	211	9	9	9	9	9	9	12	12	12	9
PETER DAALDER (288)	21	288	25	25	25	25	12	12	4	9	9	20
CARLA ERHARD (9)	22	9	133	133	133	133	4	4	12	288	288	288
LOIC KAMMERER (25)	23	25	12	12	12	12	25					
MICHAEL WOGENSTAHL (133)	24	133	4	4	4	4						
HUGO KNAB (12)	25	12										

TROPHEE DE LA LIGUE 2-PEUGEOT MULHOUSE

Trié par tour

SENIOR / MASTER / GENTLEMAN CUP

MULHOUSE 0,913 km

PREFINALE

17/10/2021 14:00

Course (19 Tours) Démarré à 14:00:37

Pos.	N°	Nom complet	Tours	Diff.	Écart	Meilleur tps	Dans tour	Catégorie	Club
1	67	JULIEN KAMMERER	19			43.152	13	SENIOR CUP	ASK HAGUENAU
2	37	FRANCOIS DELL'ATTI	19	3.476	3.476	43.424	6	SENIOR CUP	LORRAINE KART NKC
3	16	THEO HEYERT	19	8.663	5.187	43.292	6	SENIOR CUP	ASK HAGUENAU
4	30	TEO IAQUINTA	19	8.975	0.312	43.659	6	SENIOR CUP	ASAC MOSELLE
5	34	KIM LONGHINO	19	11.808	2.833	43.698	6	SENIOR CUP	ACL LUXEMBOURG
6	11	LYNN EVEN	19	11.983	0.175	43.700	12	SENIOR CUP	ACL LUXEMBOURG
7	14	JEAN FRANCOIS KUSSMAUL	19	12.264	0.281	43.588	12	SENIOR CUP	ASK WITTENHEIM
8	19	LUCAS HEGY	19	12.392	0.128	43.561	6	SENIOR CUP	ASK PEUGEOT MULHOUSE
9	2	MARC FLEURANCE	19	14.564	2.172	43.866	6	SENIOR CUP	ASAC MOSELLE
10	8	GUILLAUME TAVARES	19	15.575	1.011	43.721	10	SENIOR CUP	ASK CHARMES
11	26	ENZO LAINO	19	21.830	6.255	43.795	5	SENIOR CUP	ASK PEUGEOT MULHOUSE
12	4	CHESTER KIEFFER	19	23.872	2.042	43.827	11	SENIOR CUP	ACL LUXEMBOURG
13	20	QUENTIN BECKER	19	28.334	4.462	43.779	9	SENIOR CUP	ASK HAGUENAU
14	211	BRUNO FURST	19	36.333	7.999	44.765	16	GENTLEMAN CUP	ASK HAGUENAU
15	9	CARLA ERHARD	19	39.065	2.732	44.783	19	SENIOR CUP	ASK PEUGEOT MULHOUSE
16	288	PETER DAALDER	19	39.702	0.637	44.625	11	GENTLEMAN CUP	ACL LUXEMBOURG
17	7	AMANDINE ANTONY	18	1 Tour	1 Tour	44.486	10	SENIOR CUP	ASK PEUGEOT MULHOUSE
18	12	HUGO KNAB	18	1 Tour	2.681	44.684	12	SENIOR CUP	ASK HAGUENAU
19	13	WILLIAM KUSSMAUL	17	2 Tours	1 Tour	43.777	7	SENIOR CUP	ASK WITTENHEIM
20	18	PHILIPPE SCHAACK	16	3 Tours	1 Tour	44.196	4	SENIOR CUP	ACL LUXEMBOURG
21	3	THIBAUD BORGES MARTINS	11	8 Tours	5 Tours	43.777	9	SENIOR CUP	LORRAINE KART NKC
22	17	SACHA PIERRE	5	14 Tours	6 Tours	44.372	4	SENIOR CUP	ASA DES VALLEES
23	133	MICHAEL WOGENSTAHL	3	16 Tours	2 Tours	47.719	2	MASTER CUP	ASK WITTENHEIM
24	25	LOIC KAMMERER	1	18 Tours	2 Tours	50.385	1	SENIOR CUP	ASK HAGUENAU
Non classé									
DISQ	29	LUCAS QUIRIN	19	DISQ		43.616	12	SENIOR CUP	ASK PEUGEOT MULHOUSE

Annonces

N°4 / 12 / 16 / 19 : 5s PENALITE POUR SPOILER

N° 29: EXCLU DE L'EPREUVE POUR AGRESSION

Marge de victoire	Vit. moy.	Meilleur tps/tour	Meilleure vit.	Meilleur tour
3.476	75,327	43.152	76,168	67 - JULIEN KAMMERER

SOUS RESERVE DE CONTROLE TECHNIQUE ET DE FAITS SPORTIFS

Orbits

Directeur de course: V. SOUCAT-M. RUCH

Organisateur: ACSM PEUGEOT MULHOUSE - Chrono: Marie - CIAO

LIVETIMING ET RESULTATS DANS SPEEDHIVE APP

Imprimé : 20/10/2021 06:40:34



www.mylaps.com

Licence pour: CIAO

TROPHEE DE LA LIGUE 2-PEUGEOT MULHOUSE

SENIOR / MASTER / GENTLEMAN CUP

MULHOUSE 0,913 km

PREFINALE

17/10/2021 14:00

Course (19 Tours) Démarré à 14:00:37

Tour	Tps/tour	Diff.	Temps du jour
(67) JULIEN KAMMERER			
1	44.589	+1.437	14:01:23.761
2	43.776	+0.624	14:02:07.537
3	43.742	+0.590	14:02:51.279
4	43.383	+0.231	14:03:34.662
5	43.329	+0.177	14:04:17.991
6	43.383	+0.231	14:05:01.374
7	43.561	+0.409	14:05:44.935
8	43.388	+0.236	14:06:28.323
9	43.433	+0.281	14:07:11.756
10	43.292	+0.140	14:07:55.048
11	43.235	+0.083	14:08:38.283
12	43.232	+0.080	14:09:21.515
13	43.152		14:10:04.667
14	43.448	+0.296	14:10:48.115
15	43.592	+0.440	14:11:31.707
16	43.473	+0.321	14:12:15.180
17	43.468	+0.316	14:12:58.648
18	43.974	+0.822	14:13:42.622
19	43.760	+0.608	14:14:26.382

Tour	Tps/tour	Diff.	Temps du jour
(37) FRANCOIS DELL'ATTI			
1	44.953	+1.529	14:01:24.325
2	44.014	+0.590	14:02:08.339
3	43.804	+0.380	14:02:52.143
4	44.049	+0.625	14:03:36.192
5	43.445	+0.021	14:04:19.637
6	43.424		14:05:03.061
7	43.549	+0.125	14:05:46.610
8	43.521	+0.097	14:06:30.131
9	43.492	+0.068	14:07:13.623
10	43.458	+0.034	14:07:57.081
11	43.566	+0.142	14:08:40.647
12	43.530	+0.106	14:09:24.177
13	43.529	+0.105	14:10:07.706
14	43.552	+0.128	14:10:51.258
15	43.511	+0.087	14:11:34.769
16	43.617	+0.193	14:12:18.386
17	43.555	+0.131	14:13:01.941
18	43.778	+0.354	14:13:45.719
19	44.139	+0.715	14:14:29.858

Tour	Tps/tour	Diff.	Temps du jour
(16) THEO HEYERT			
1	45.374	+2.082	14:01:24.674
2	43.865	+0.573	14:02:08.539
3	43.751	+0.459	14:02:52.290
4	44.205	+0.913	14:03:36.495
5	43.574	+0.282	14:04:20.069
6	43.292		14:05:03.361
7	43.503	+0.211	14:05:46.864
8	43.498	+0.206	14:06:30.362
9	43.556	+0.264	14:07:13.918
10	43.613	+0.321	14:07:57.531
11	43.330	+0.038	14:08:40.861
12	43.508	+0.216	14:09:24.369
13	43.617	+0.325	14:10:07.986
14	43.467	+0.175	14:10:51.453
15	43.680	+0.388	14:11:35.133
16	43.425	+0.133	14:12:18.558
17	43.538	+0.246	14:13:02.096
18	43.771	+0.479	14:13:45.867
19	44.178	+0.886	14:14:30.045

Tour	Tps/tour	Diff.	Temps du jour
(30) TEO IAQUINTA			
1	45.821	+2.162	14:01:25.675

Tour	Tps/tour	Diff.	Temps du jour
2	44.202	+0.543	14:02:09.877
3	43.875	+0.216	14:02:53.752
4	43.853	+0.194	14:03:37.605
5	44.065	+0.406	14:04:21.670
6	43.659		14:05:05.329
7	43.962	+0.303	14:05:49.291
8	43.731	+0.072	14:06:33.022
9	43.862	+0.203	14:07:16.884
10	43.749	+0.090	14:08:00.633
11	43.788	+0.129	14:08:44.421
12	43.841	+0.182	14:09:28.262
13	43.763	+0.104	14:10:12.025
14	43.669	+0.010	14:10:55.894
15	43.747	+0.088	14:11:39.441
16	44.501	+0.842	14:12:23.942
17	43.786	+0.127	14:13:07.728
18	43.822	+0.163	14:13:51.550
19	43.807	+0.148	14:14:35.357

Tour	Tps/tour	Diff.	Temps du jour
(34) KIM LONGHINO			
1	45.576	+1.878	14:01:24.974
2	44.211	+0.513	14:02:09.185
3	44.101	+0.403	14:02:53.286
4	43.907	+0.209	14:03:37.193
5	45.368	+1.670	14:04:22.561
6	43.698		14:05:06.259
7	43.845	+0.147	14:05:50.104
8	43.702	+0.004	14:06:33.806
9	43.949	+0.251	14:07:17.755
10	43.861	+0.163	14:08:01.616
11	43.863	+0.165	14:08:45.479
12	44.033	+0.335	14:09:29.512
13	43.942	+0.244	14:10:13.454
14	43.884	+0.186	14:10:57.338
15	44.002	+0.304	14:11:41.340
16	44.333	+0.635	14:12:25.673
17	44.069	+0.371	14:13:09.742
18	44.143	+0.445	14:13:53.885
19	44.305	+0.607	14:14:38.190

Tour	Tps/tour	Diff.	Temps du jour
(11) LYNN EVEN			
1	46.503	+2.803	14:01:26.728
2	44.655	+0.955	14:02:11.383
3	43.862	+0.162	14:02:55.245
4	44.065	+0.365	14:03:39.310
5	43.833	+0.133	14:04:23.143
6	43.840	+0.140	14:05:06.983
7	43.914	+0.214	14:05:50.897
8	43.898	+0.198	14:06:34.795
9	43.836	+0.136	14:07:18.631
10	43.843	+0.143	14:08:02.474
11	43.761	+0.061	14:08:46.235
12	43.700		14:09:29.935
13	43.848	+0.148	14:10:13.783
14	43.795	+0.095	14:10:57.578
15	44.002	+0.302	14:11:41.580
16	44.461	+0.761	14:12:26.041
17	44.072	+0.372	14:13:10.113
18	43.932	+0.232	14:13:54.045
19	44.320	+0.620	14:14:38.365

Tour	Tps/tour	Diff.	Temps du jour
(14) JEAN FRANCOIS KUSSMAUL			
1	46.897	+3.309	14:01:26.643
2	45.114	+1.526	14:02:11.757
3	43.862	+0.274	14:02:55.619
4	43.935	+0.347	14:03:39.554

Tour	Tps/tour	Diff.	Temps du jour
5	43.825	+0.237	14:04:23.379
6	43.859	+0.271	14:05:07.238
7	44.031	+0.443	14:05:51.269
8	43.794	+0.206	14:06:35.063
9	43.897	+0.309	14:07:18.960
10	44.075	+0.487	14:08:03.035
11	43.912	+0.324	14:08:46.947
12	43.588		14:09:30.535
13	43.886	+0.298	14:10:14.421
14	43.879	+0.291	14:10:58.300
15	43.760	+0.172	14:11:42.060
16	44.544	+0.956	14:12:26.604
17	43.890	+0.302	14:13:10.494
18	43.927	+0.339	14:13:54.421
19	44.225	+0.637	14:14:38.646

Tour	Tps/tour	Diff.	Temps du jour
(19) LUCAS HEGY			
1	45.804	+2.243	14:01:25.351
2	44.220	+0.659	14:02:09.571
3	43.941	+0.380	14:02:53.512
4	43.851	+0.290	14:03:37.363
5	44.058	+0.497	14:04:21.421
6	43.561		14:05:04.982
7	43.816	+0.255	14:05:48.798
8	43.638	+0.077	14:06:32.436
9	43.610	+0.049	14:07:16.046
10	43.670	+0.109	14:07:59.716
11	43.597	+0.036	14:08:43.313
12	43.697	+0.136	14:09:27.010
13	43.633	+0.072	14:10:10.643
14	43.699	+0.138	14:10:54.342
15	43.635	+0.074	14:11:37.977
16	44.094	+0.533	14:12:22.071
17	43.849	+0.288	14:13:05.920
18	43.775	+0.214	14:13:49.695
19	44.079	+0.518	14:14:33.774

Tour	Tps/tour	Diff.	Temps du jour
(2) MARC FLEURANCE			
1	46.174	+2.308	14:01:26.181
2	44.307	+0.441	14:02:10.488
3	44.205	+0.339	14:02:54.693
4	44.068	+0.202	14:03:38.761
5	44.177	+0.311	14:04:22.938
6	43.866		14:05:06.804
7	43.895	+0.029	14:05:50.699
8	43.889	+0.023	14:06:34.588
9	43.884	+0.018	14:07:18.472
10	44.974	+1.108	14:08:03.446
11	44.269	+0.403	14:08:47.715
12	44.018	+0.152	14:09:31.733
13	44.025	+0.159	14:10:15.758
14	43.926	+0.060	14:10:59.684
15	43.942	+0.076	14:11:43.626
16	44.497	+0.631	14:12:28.123
17	44.664	+0.798	14:13:12.787
18	43.979	+0.113	14:13:56.766
19	44.180	+0.314	14:14:40.946

Tour	Tps/tour	Diff.	Temps du jour
(8) GUILLAUME TAVARES			
1	47.155	+3.434	14:01:27.160
2	45.093	+1.372	14:02:12.253
3	44.155	+0.434	14:02:56.408
4	44.071	+0.350	14:03:40.479
5	43.895	+0.174	14:04:24.374
6	43.814	+0.093	14:05:08.188
7	43.885	+0.164	14:05:52.073

SOUS RESERVE DE CONTROLE TECHNIQUE ET DE FAITS SPORTIFS

Orbits

Directeur de course: V. SOUCAT-M. RUCH

Organisateur: ACSM PEUGEOT MULHOUSE - Chrono: Marie - CIAO

LIVETIMING ET RESULTATS DANS SPEEDHIVE APP



www.mylaps.com

Licence pour: CIAO

TROPHEE DE LA LIGUE 2-PEUGEOT MULHOUSE

SENIOR / MASTER / GENTLEMAN CUP

MULHOUSE 0,913 km

PREFINALE

17/10/2021 14:00

Course (19 Tours) Démarré à 14:00:37

Tour	Tps/tour	Diff.	Temps du jour
8	43.945	+0.224	14:06:36.018
9	44.174	+0.453	14:07:20.192
10	43.721		14:08:03.913
11	44.167	+0.446	14:08:48.080
12	43.837	+0.116	14:09:31.917
13	44.666	+0.945	14:10:16.583
14	43.854	+0.133	14:11:00.437
15	43.882	+0.161	14:11:44.319
16	44.072	+0.351	14:12:28.391
17	45.183	+1.462	14:13:13.574
18	44.042	+0.321	14:13:57.616
19	44.341	+0.620	14:14:41.957

(26) ENZO LAINO

1	47.025	+3.230	14:01:27.497
2	44.480	+0.685	14:02:11.977
3	44.012	+0.217	14:02:55.989
4	43.903	+0.108	14:03:39.892
5	43.795		14:04:23.687
6	43.843	+0.048	14:05:07.530
7	43.966	+0.171	14:05:51.496
8	43.813	+0.018	14:06:35.309
9	43.829	+0.034	14:07:19.138
10	44.422	+0.627	14:08:03.560
11	44.730	+0.935	14:08:48.290
12	43.828	+0.033	14:09:32.118
13	43.967	+0.172	14:10:16.085
14	43.818	+0.023	14:10:59.903
15	43.906	+0.111	14:11:43.809
16	44.442	+0.647	14:12:28.251
17	51.362	+7.567	14:13:19.613
18	44.285	+0.490	14:14:03.898
19	44.314	+0.519	14:14:48.212

(4) CHESTER KIEFFER

1	47.295	+3.468	14:01:27.927
2	44.547	+0.720	14:02:12.474
3	44.469	+0.642	14:02:56.943
4	44.084	+0.257	14:03:41.027
5	44.143	+0.316	14:04:25.170
6	43.949	+0.122	14:05:09.119
7	43.933	+0.106	14:05:53.052
8	43.881	+0.054	14:06:36.933
9	44.007	+0.180	14:07:20.940
10	43.900	+0.073	14:08:04.840
11	43.827		14:08:48.667
12	43.909	+0.082	14:09:32.576
13	44.140	+0.313	14:10:16.716
14	43.968	+0.141	14:11:00.684
15	43.866	+0.039	14:11:44.550
16	44.080	+0.253	14:12:28.630
17	47.960	+4.133	14:13:16.590
18	44.366	+0.539	14:14:00.956
19	44.298	+0.471	14:14:45.254

(20) QUENTIN BECKER

1	49.235	+5.456	14:01:31.049
2	45.290	+1.511	14:02:16.339
3	45.033	+1.254	14:03:01.372
4	44.285	+0.506	14:03:45.657
5	44.291	+0.512	14:04:29.948
6	43.910	+0.131	14:05:13.858
7	43.839	+0.060	14:05:57.697
8	44.214	+0.435	14:06:41.911
9	43.779		14:07:25.690
10	44.329	+0.550	14:08:10.019

Tour	Tps/tour	Diff.	Temps du jour
11	44.373	+0.594	14:08:54.392
12	43.921	+0.142	14:09:38.313
13	43.795	+0.016	14:10:22.108
14	44.022	+0.243	14:11:06.130
15	43.961	+0.182	14:11:50.091
16	44.167	+0.388	14:12:34.258
17	51.274	+7.495	14:13:25.532
18	44.931	+1.152	14:14:10.463
19	44.253	+0.474	14:14:54.716

(211) BRUNO FURST

1	48.323	+3.558	14:01:29.639
2	45.283	+0.518	14:02:14.922
3	45.215	+0.450	14:03:00.137
4	44.890	+0.125	14:03:45.027
5	45.672	+0.907	14:04:30.699
6	45.763	+0.998	14:05:16.462
7	45.092	+0.327	14:06:01.554
8	45.199	+0.434	14:06:46.753
9	45.862	+1.097	14:07:32.615
10	44.968	+0.203	14:08:17.583
11	44.938	+0.173	14:09:02.521
12	44.894	+0.129	14:09:47.415
13	45.113	+0.348	14:10:32.528
14	44.896	+0.131	14:11:17.424
15	45.096	+0.331	14:12:02.520
16	44.765		14:12:47.285
17	45.157	+0.392	14:13:32.442
18	45.157	+0.392	14:14:17.599
19	45.116	+0.351	14:15:02.715

(9) CARLA ERHARD

1	49.210	+4.427	14:01:30.395
2	45.720	+0.937	14:02:16.115
3	46.923	+2.140	14:03:03.038
4	45.220	+0.437	14:03:48.258
5	45.053	+0.270	14:04:33.311
6	45.018	+0.235	14:05:18.329
7	45.342	+0.559	14:06:03.671
8	45.039	+0.256	14:06:48.710
9	45.337	+0.554	14:07:34.047
10	45.101	+0.318	14:08:19.148
11	44.930	+0.147	14:09:04.078
12	45.215	+0.432	14:09:49.293
13	45.216	+0.433	14:10:34.509
14	44.873	+0.090	14:11:19.382
15	44.962	+0.179	14:12:04.344
16	45.196	+0.413	14:12:49.540
17	45.596	+0.813	14:13:35.136
18	45.528	+0.745	14:14:20.664
19	44.783		14:15:05.447

(288) PETER DAALDER

1	48.343	+3.718	14:01:29.987
2	45.610	+0.985	14:02:15.597
3	45.299	+0.674	14:03:00.896
4	45.306	+0.681	14:03:46.202
5	45.740	+1.115	14:04:31.942
6	45.298	+0.673	14:05:17.240
7	46.002	+1.377	14:06:03.242
8	45.091	+0.466	14:06:48.333
9	45.178	+0.553	14:07:33.511
10	45.079	+0.454	14:08:18.590
11	44.625		14:09:03.215
12	45.093	+0.468	14:09:48.308
13	45.204	+0.579	14:10:33.512

Tour	Tps/tour	Diff.	Temps du jour
14	45.330	+0.705	14:11:18.842
15	45.258	+0.633	14:12:04.100
16	45.061	+0.436	14:12:49.161
17	46.259	+1.634	14:13:35.420
18	45.503	+0.878	14:14:20.923
19	45.161	+0.536	14:15:06.084

(7) AMANDINE ANTONY

1	49.158	+4.672	14:01:30.954
2	46.043	+1.557	14:02:16.997
3	45.194	+0.708	14:03:02.191
4	45.725	+1.239	14:03:47.916
5	44.623	+0.137	14:04:32.539
6	44.916	+0.430	14:05:17.455
7	45.426	+0.940	14:06:02.881
8	44.491	+0.005	14:06:47.372
9	44.950	+0.464	14:07:32.322
10	44.486		14:08:16.808
11	44.860	+0.374	14:09:01.668
12	44.765	+0.279	14:09:46.433
13	44.735	+0.249	14:10:31.168
14	44.904	+0.418	14:11:16.072
15	44.887	+0.401	14:12:00.959
16	45.044	+0.558	14:12:46.003
17	58.049	+13.563	14:13:44.052
18	47.251	+2.765	14:14:31.303

(12) HUGO KNAB

1	51.007	+6.323	14:01:32.774
2	52.064	+7.380	14:02:24.838
3	46.122	+1.438	14:03:10.960
4	44.986	+0.302	14:03:55.946
5	45.600	+0.916	14:04:41.546
6	45.582	+0.898	14:05:27.128
7	44.833	+0.149	14:06:11.961
8	45.428	+0.744	14:06:57.389
9	44.999	+0.315	14:07:42.388
10	44.755	+0.071	14:08:27.143
11	44.934	+0.250	14:09:12.077
12	44.684		14:09:56.761
13	45.035	+0.351	14:10:41.796
14	45.120	+0.436	14:11:26.916
15	45.053	+0.369	14:12:11.969
16	45.093	+0.409	14:12:57.062
17	45.206	+0.522	14:13:42.268
18	46.716	+2.032	14:14:28.984

(13) WILLIAM KUSSMAUL

1	48.186	+4.409	14:01:28.401
2	44.490	+0.713	14:02:12.891
3	44.236	+0.459	14:02:57.127
4	44.189	+0.412	14:03:41.316
5	44.149	+0.372	14:04:25.465
6	44.101	+0.324	14:05:09.566
7	43.777		14:05:53.343
8	43.903	+0.126	14:06:37.246
9	43.891	+0.114	14:07:21.137
10	44.041	+0.264	14:08:05.178
11	43.914	+0.137	14:08:49.092
12	43.834	+0.057	14:09:32.926
13	44.139	+0.362	14:10:17.065
14	43.930	+0.153	14:11:00.995
15	43.906	+0.129	14:11:44.901
16	44.050	+0.273	14:12:28.951
17	51.770	+7.993	14:13:20.721

SOUS RESERVE DE CONTROLE TECHNIQUE ET DE FAITS SPORTIFS

Orbits

Directeur de course: V. SOUCAT-M. RUCH

Organisateur: ACSM PEUGEOT MULHOUSE - Chrono: Marie - CIAO

LIVETIMING ET RESULTATS DANS SPEEDHIVE APP



www.mylaps.com

Licence pour: CIAO

TROPHEE DE LA LIGUE 2-PEUGEOT MULHOUSE

SENIOR / MASTER / GENTLEMAN CUP

MULHOUSE 0,913 km

PREFINALE

17/10/2021 14:00

Course (19 Tours) Démarré à 14:00:37

Tour	Tps/tour	Diff.	Temps du jour
(18) PHILIPPE SCHAACK			
1	48.506	+4.310	14:01:29.244
2	44.643	+0.447	14:02:13.887
3	44.607	+0.411	14:02:58.494
4	44.196		14:03:42.690
5	44.662	+0.466	14:04:27.352
6	44.912	+0.716	14:05:12.264
7	44.220	+0.024	14:05:56.484
8	44.424	+0.228	14:06:40.908
9	44.612	+0.416	14:07:25.520
10	44.272	+0.076	14:08:09.792
11	44.856	+0.660	14:08:54.648
12	50.254	+6.058	14:09:44.902
13	44.847	+0.651	14:10:29.749
14	44.539	+0.343	14:11:14.288
15	44.208	+0.012	14:11:58.496
16	44.461	+0.265	14:12:42.957

Tour	Tps/tour	Diff.	Temps du jour
(3) THIBAUD BORGES MARTINS			
1	49.011	+5.234	14:01:31.886
2	45.210	+1.433	14:02:17.096
3	45.334	+1.557	14:03:02.430
4	44.394	+0.617	14:03:46.824
5	44.070	+0.293	14:04:30.894
6	44.372	+0.595	14:05:15.266
7	43.794	+0.017	14:05:59.060
8	44.131	+0.354	14:06:43.191
9	43.777		14:07:26.968
10	44.135	+0.358	14:08:11.103
11	44.087	+0.310	14:08:55.190

Tour	Tps/tour	Diff.	Temps du jour
(17) SACHA PIERRE			
1	47.847	+3.475	14:01:28.922
2	44.698	+0.326	14:02:13.620
3	44.548	+0.176	14:02:58.168
4	44.372		14:03:42.540
5	44.560	+0.188	14:04:27.100

Tour	Tps/tour	Diff.	Temps du jour
(133) MICHAEL WOGENSTAHL			
1	49.998	+2.279	14:01:32.362
2	47.719		14:02:20.081
3	48.419	+0.700	14:03:08.500

Tour	Tps/tour	Diff.	Temps du jour
(25) LOIC KAMMERER			
1	50.385		14:01:32.580

Tour	Tps/tour	Diff.	Temps du jour
(29) LUCAS QUIRIN			
1	44.784	+1.168	14:01:24.049
2	44.094	+0.478	14:02:08.143
3	43.828	+0.212	14:02:51.971
4	44.374	+0.758	14:03:36.345
5	44.101	+0.485	14:04:20.446
6	43.737	+0.121	14:05:04.183
7	43.736	+0.120	14:05:47.919
8	43.775	+0.159	14:06:31.694
9	43.801	+0.185	14:07:15.495
10	43.748	+0.132	14:07:59.243
11	43.839	+0.223	14:08:43.082
12	43.616		14:09:26.698
13	43.692	+0.076	14:10:10.390
14	43.637	+0.021	14:10:54.027
15	43.829	+0.213	14:11:37.856
16	45.905	+2.289	14:12:23.761
17	43.728	+0.112	14:13:07.489
18	43.668	+0.052	14:13:51.157
19	43.855	+0.239	14:14:35.012

SOUS RESERVE DE CONTROLE TECHNIQUE ET DE FAITS SPORTIFS

Orbits

Directeur de course: V. SOUCAT-M. RUCH

Organisateur: ACSM PEUGEOT MULHOUSE - Chrono: Marie - CIAO

LIVETIMING ET RESULTATS DANS SPEEDHIVE APP

Imprimé : 20/10/2021 06:40:43



www.mylaps.com

Licence pour: CIAO

Page 3/3

TROPHEE DE LA LIGUE 2-PEUGEOT MULHOUSE

Tableau de tour


SENIOR / MASTER / GENTLEMAN CUP

MULHOUSE 0,913 km

PREFINALE

17/10/2021 14:00

Course (19 Tours) Démarré à 14:00:37



Pilotes	Tours																			
	0	1	2	3	4	5	6	7	8	9	10	11	12	13	14	15	16	17	18	19
JULIEN KAMMERER (67)	1	67	67	67	67	67	67	67	67	67	67	67	67	67	67	67	67	67	67	67
LUCAS QUIRIN (29)	2	29	29	29	29	37	37	37	37	37	37	37	37	37	37	37	37	37	37	37
THEO HEYERT (16)	3	16	37	37	37	29	16	16	16	16	16	16	16	16	16	16	16	16	16	16
FRANCOIS DELL'ATTI (37)	4	37	16	16	16	16	29	29	29	29	29	29	29	29	29	29	19	19	19	19
KIM LONGHINO (34)	5	34	34	34	34	34	19	19	19	19	19	19	19	19	19	19	29	29	29	29
LUCAS HEGY (19)	6	19	19	19	19	19	30	30	30	30	30	30	30	30	30	30	30	30	30	30
JEAN FRANCOIS KUSSMAUL (14)	7	14	30	30	30	30	34	34	34	34	34	34	34	34	34	34	34	34	34	34
TEO IAQUINTA (30)	8	30	2	2	2	2	2	2	2	2	2	11	11	11	11	11	11	11	11	11
GUILLAUME TAVARES (8)	9	8	14	11	11	11	11	11	11	11	11	14	14	14	14	14	14	14	14	14
MARC FLEURANCE (2)	10	2	11	14	14	14	14	14	14	14	2	2	2	2	2	2	2	2	2	2
WILLIAM KUSSMAUL (13)	11	13	8	26	26	26	26	26	26	26	26	8	8	26	26	26	26	8	8	8
LYNN EVEN (11)	12	11	26	8	8	8	8	8	8	8	8	26	26	8	8	8	8	4	4	4
ENZO LAINO (26)	13	26	4	4	4	4	4	4	4	4	4	4	4	4	4	4	4	26	26	26
CHESTER KIEFFER (4)	14	4	13	13	13	13	13	13	13	13	13	13	13	13	13	13	13	13	20	20
PHILIPPE SCHAACK (18)	15	18	17	17	17	17	18	18	18	18	18	20	20	20	20	20	20	20	211	211
SACHA PIERRE (17)	16	17	18	18	18	18	18	20	20	20	20	18	18	18	18	18	18	211	9	9
CARLA ERHARD (9)	17	9	211	211	211	211	20	3	3	3	3	3	3	7	7	7	7	7	9	288
BRUNO FURST (211)	18	211	288	288	288	20	211	211	211	211	7	7	7	211	211	211	211	211	288	12
PETER DAALDER (288)	19	288	9	9	20	288	3	288	7	7	211	211	211	288	288	288	288	288	12	7
HUGO KNAB (12)	20	12	7	20	7	3	288	7	288	288	288	288	288	9	9	9	9	9	7	
AMANDINE ANTONY (7)	21	7	20	7	3	7	7	9	9	9	9	9	9	12	12	12	12	12		
QUENTIN BECKER (20)	22	20	3	3	9	9	9	12	12	12	12	12	12							
LOIC KAMMERER (25)	23	25	133	133	133	12	12													
MICHAEL WOGENSTAHL (133)	24	133	25	12	12															
THIBAUD BORGES MARTINS (3)	25	3	12																	

TROPHEE DE LA LIGUE 2-PEUGEOT MULHOUSE

Trié par tour

SENIOR / MASTER / GENTLEMAN CUP

MULHOUSE 0,913 km

FINALE

17/10/2021 16:00

Course (19 Tours) Démarré à 16:04:14

Pos.	N°	Nom complet	Tours	Diff.	Écart	Meilleur tps	Dans tour	Catégorie	Club
1	67	JULIEN KAMMERER	19			43.286	14	SENIOR CUP	ASK HAGUENAU
2	16	THEO HEYERT	19	4.946	4.946	43.458	9	SENIOR CUP	ASK HAGUENAU
3	37	FRANCOIS DELL'ATTI	19	6.462	1.516	43.624	14	SENIOR CUP	LORRAINE KART NKC
4	30	TEO IAQUINTA	19	9.134	2.672	43.804	9	SENIOR CUP	ASAC MOSELLE
5	34	KIM LONGHINO	19	12.044	2.910	43.742	15	SENIOR CUP	ACL LUXEMBOURG
6	14	JEAN FRANCOIS KUSSMAUL	19	14.310	2.266	43.794	13	SENIOR CUP	ASK WITTENHEIM
7	2	MARC FLEURANCE	19	15.888	1.578	43.893	15	SENIOR CUP	ASAC MOSELLE
8	8	GUILLAUME TAVARES	19	15.988	0.100	43.897	13	SENIOR CUP	ASK CHARMES
9	4	CHESTER KIEFFER	19	16.143	0.155	43.865	16	SENIOR CUP	ACL LUXEMBOURG
10	26	ENZO LAINO	19	16.473	0.330	43.759	16	SENIOR CUP	ASK PEUGEOT MULHOUSE
11	20	QUENTIN BECKER	19	21.676	5.203	43.933	15	SENIOR CUP	ASK HAGUENAU
12	3	THIBAUD BORGES MARTINS	19	22.593	0.917	43.650	14	SENIOR CUP	LORRAINE KART NKC
13	17	SACHA PIERRE	19	30.179	7.586	44.127	16	SENIOR CUP	ASA DES VALLEES
14	18	PHILIPPE SCHAACK	19	34.172	3.993	44.402	14	SENIOR CUP	ACL LUXEMBOURG
15	13	WILLIAM KUSSMAUL	19	34.208	0.036	44.095	16	SENIOR CUP	ASK WITTENHEIM
16	12	HUGO KNAB	19	34.740	0.532	44.563	13	SENIOR CUP	ASK HAGUENAU
17	9	CARLA ERHARD	19	35.609	0.869	44.514	16	SENIOR CUP	ASK PEUGEOT MULHOUSE
18	211	BRUNO FURST	19	38.434	2.825	44.913	15	GENTLEMAN CUP	ASK HAGUENAU
19	7	AMANDINE ANTONY	19	38.783	0.349	44.759	11	SENIOR CUP	ASK PEUGEOT MULHOUSE
20	288	PETER DAALDER	18	1 Tour	1 Tour	45.070	10	GENTLEMAN CUP	ACL LUXEMBOURG
21	25	LOIC KAMMERER	15	4 Tours	3 Tours	44.918	14	SENIOR CUP	ASK HAGUENAU
22	11	LYNN EVEN	6	13 Tours	9 Tours	43.847	6	SENIOR CUP	ACL LUXEMBOURG
23	133	MICHAEL WOGENSTAHL	1	18 Tours	5 Tours	53.055	1	MASTER CUP	ASK WITTENHEIM
Non classé									
NPD	19	LUCAS HEGY		NPD			0	SENIOR CUP	ASK PEUGEOT MULHOUSE

Annonces

N°19: ABANDON

N°13 / 20: 5s DE PENALITE POUR SPOILER

Marge de victoire	Vit. moy.	Meilleur tps/tour	Meilleure vit.	Meilleur tour
4.946	75,387	43.286	75,932	67 - JULIEN KAMMERER

SOUS RESERVE DE CONTROLE TECHNIQUE ET DE FAITS SPORTIFS

Orbits

Directeur de course: V. SOUCAT-M. RUCH

Organisateur: ACSM PEUGEOT MULHOUSE - Chrono: Marie - CIAO

LIVETIMING ET RESULTATS DANS SPEEDHIVE APP

Imprimé : 20/10/2021 06:41:21



www.mylaps.com

Licence pour: CIAO

TROPHEE DE LA LIGUE 2-PEUGEOT MULHOUSE

SENIOR / MASTER / GENTLEMAN CUP

MULHOUSE 0,913 km

FINALE

17/10/2021 16:00

Course (19 Tours) Démarré à 16:04:14

Tour	Tps/tour	Diff.	Temps du jour
(67) JULIEN KAMMERER			
1	45.048	+1.762	16:05:00.476
2	44.192	+0.906	16:05:44.668
3	43.616	+0.330	16:06:28.284
4	43.403	+0.117	16:07:11.687
5	43.448	+0.162	16:07:55.135
6	43.437	+0.151	16:08:38.572
7	43.379	+0.093	16:09:21.951
8	43.429	+0.143	16:10:05.380
9	43.522	+0.236	16:10:48.902
10	43.507	+0.221	16:11:32.409
11	43.423	+0.137	16:12:15.832
12	43.461	+0.175	16:12:59.293
13	43.470	+0.184	16:13:42.763
14	43.286		16:14:26.049
15	43.347	+0.061	16:15:09.396
16	43.350	+0.064	16:15:52.746
17	43.498	+0.212	16:16:36.244
18	43.422	+0.136	16:17:19.666
19	43.512	+0.226	16:18:03.178

Tour	Tps/tour	Diff.	Temps du jour
(16) THEO HEYERT			
1	45.907	+2.449	16:05:01.624
2	44.004	+0.546	16:05:45.628
3	43.997	+0.539	16:06:29.625
4	44.139	+0.681	16:07:13.764
5	43.853	+0.395	16:07:57.617
6	43.573	+0.115	16:08:41.190
7	43.596	+0.138	16:09:24.786
8	43.568	+0.110	16:10:08.354
9	43.458		16:10:51.812
10	43.712	+0.254	16:11:35.524
11	43.707	+0.249	16:12:19.231
12	43.788	+0.330	16:13:03.019
13	43.601	+0.143	16:13:46.620
14	43.676	+0.218	16:14:30.296
15	43.572	+0.114	16:15:13.868
16	43.659	+0.201	16:15:57.527
17	43.542	+0.084	16:16:41.069
18	43.483	+0.025	16:17:24.552
19	43.572	+0.114	16:18:08.124

Tour	Tps/tour	Diff.	Temps du jour
(37) FRANCOIS DELL'ATTI			
1	45.577	+1.953	16:05:01.058
2	44.155	+0.531	16:05:45.213
3	43.901	+0.277	16:06:29.114
4	43.724	+0.100	16:07:12.838
5	43.762	+0.138	16:07:56.600
6	43.795	+0.171	16:08:40.395
7	43.739	+0.115	16:09:24.134
8	43.719	+0.095	16:10:07.853
9	43.717	+0.093	16:10:51.570
10	43.714	+0.090	16:11:35.284
11	43.775	+0.151	16:12:19.059
12	43.687	+0.063	16:13:02.746
13	43.670	+0.046	16:13:46.416
14	43.624		16:14:30.040
15	43.641	+0.017	16:15:13.681
16	44.140	+0.516	16:15:57.821
17	43.952	+0.328	16:16:41.773
18	43.843	+0.219	16:17:25.616
19	44.024	+0.400	16:18:09.640

Tour	Tps/tour	Diff.	Temps du jour
(30) TEO IAQUINTA			
1	45.589	+1.785	16:05:01.272

Tour	Tps/tour	Diff.	Temps du jour
2	44.220	+0.416	16:05:45.492
3	43.933	+0.129	16:06:29.425
4	44.196	+0.392	16:07:13.621
5	44.228	+0.424	16:07:57.849
6	43.964	+0.160	16:08:41.813
7	43.911	+0.107	16:09:25.724
8	43.943	+0.139	16:10:09.667
9	43.804		16:10:53.471
10	43.951	+0.147	16:11:37.422
11	43.866	+0.062	16:12:21.288
12	43.815	+0.011	16:13:05.103
13	43.812	+0.008	16:13:48.915
14	43.894	+0.090	16:14:32.809
15	43.842	+0.038	16:15:16.651
16	43.893	+0.089	16:16:00.544
17	43.908	+0.104	16:16:44.452
18	43.937	+0.133	16:17:28.389
19	43.923	+0.119	16:18:12.312

Tour	Tps/tour	Diff.	Temps du jour
(34) KIM LONGHINO			
1	46.112	+2.370	16:05:01.940
2	45.636	+1.894	16:05:47.576
3	44.256	+0.514	16:06:31.832
4	44.158	+0.416	16:07:15.990
5	43.771	+0.029	16:07:59.761
6	44.110	+0.368	16:08:43.871
7	43.890	+0.148	16:09:27.761
8	44.025	+0.283	16:10:11.786
9	44.094	+0.352	16:10:55.880
10	43.994	+0.252	16:11:39.874
11	43.940	+0.198	16:12:23.814
12	44.028	+0.286	16:13:07.842
13	43.828	+0.086	16:13:51.670
14	43.914	+0.172	16:14:35.584
15	43.742		16:15:19.326
16	43.966	+0.224	16:16:03.292
17	43.976	+0.234	16:16:47.268
18	43.798	+0.056	16:17:31.066
19	44.156	+0.414	16:18:15.222

Tour	Tps/tour	Diff.	Temps du jour
(14) JEAN FRANCOIS KUSSMAUL			
1	46.331	+2.537	16:05:02.552
2	44.920	+1.126	16:05:47.472
3	44.229	+0.435	16:06:31.701
4	44.001	+0.207	16:07:15.702
5	43.934	+0.140	16:07:59.636
6	45.213	+1.419	16:08:44.849
7	44.815	+1.021	16:09:29.664
8	44.239	+0.445	16:10:13.903
9	44.029	+0.235	16:10:57.932
10	44.111	+0.317	16:11:42.043
11	43.940	+0.146	16:12:25.983
12	43.888	+0.094	16:13:09.871
13	43.794		16:13:53.665
14	43.818	+0.024	16:14:37.483
15	43.926	+0.132	16:15:21.409
16	44.000	+0.206	16:16:05.409
17	44.011	+0.217	16:16:49.420
18	43.980	+0.186	16:17:33.400
19	44.088	+0.294	16:18:17.488

Tour	Tps/tour	Diff.	Temps du jour
(2) MARC FLEURANCE			
1	46.601	+2.708	16:05:03.130
2	44.944	+1.051	16:05:48.074
3	44.392	+0.499	16:06:32.466
4	44.320	+0.427	16:07:16.786

Tour	Tps/tour	Diff.	Temps du jour
5	44.375	+0.482	16:08:01.161
6	44.219	+0.326	16:08:45.380
7	44.505	+0.612	16:09:29.885
8	44.297	+0.404	16:10:14.182
9	44.036	+0.143	16:10:58.218
10	44.153	+0.260	16:11:42.371
11	44.135	+0.242	16:12:26.506
12	44.028	+0.135	16:13:10.534
13	44.140	+0.247	16:13:54.674
14	44.033	+0.140	16:14:38.707
15	43.893		16:15:22.600
16	44.032	+0.139	16:16:06.632
17	44.112	+0.219	16:16:50.744
18	43.980	+0.087	16:17:34.724
19	44.342	+0.449	16:18:19.066

Tour	Tps/tour	Diff.	Temps du jour
(8) GUILLAUME TAVARES			
1	46.334	+2.437	16:05:02.388
2	45.362	+1.465	16:05:47.750
3	44.360	+0.463	16:06:32.110
4	44.151	+0.254	16:07:16.261
5	44.081	+0.184	16:08:00.342
6	44.615	+0.718	16:08:44.957
7	44.478	+0.581	16:09:29.435
8	44.230	+0.333	16:10:13.665
9	44.069	+0.172	16:10:57.734
10	44.428	+0.531	16:11:42.162
11	44.149	+0.252	16:12:26.311
12	44.014	+0.117	16:13:10.325
13	43.897		16:13:54.222
14	44.016	+0.119	16:14:38.238
15	44.021	+0.124	16:15:22.259
16	44.109	+0.212	16:16:06.368
17	44.114	+0.217	16:16:50.482
18	44.053	+0.156	16:17:34.535
19	44.631	+0.734	16:18:19.166

Tour	Tps/tour	Diff.	Temps du jour
(4) CHESTER KIEFFER			
1	46.649	+2.784	16:05:02.967
2	45.364	+1.499	16:05:48.331
3	44.396	+0.531	16:06:32.727
4	44.279	+0.414	16:07:17.006
5	44.318	+0.453	16:08:01.324
6	44.355	+0.490	16:08:45.679
7	44.503	+0.638	16:09:30.182
8	44.264	+0.399	16:10:14.446
9	44.036	+0.171	16:10:58.482
10	44.097	+0.232	16:11:42.579
11	44.112	+0.247	16:12:26.691
12	44.118	+0.253	16:13:10.809
13	44.084	+0.219	16:13:54.893
14	44.317	+0.452	16:14:39.210
15	43.883	+0.018	16:15:23.093
16	43.865		16:16:06.958
17	43.970	+0.105	16:16:50.928
18	44.007	+0.142	16:17:34.935
19	44.386	+0.521	16:18:19.321

Tour	Tps/tour	Diff.	Temps du jour
(26) ENZO LAINO			
1	47.359	+3.600	16:05:04.059
2	44.799	+1.040	16:05:48.858
3	44.054	+0.295	16:06:32.912
4	44.389	+0.630	16:07:17.301
5	44.166	+0.407	16:08:01.467
6	45.132	+1.373	16:08:46.599
7	44.069	+0.310	16:09:30.668

SOUS RESERVE DE CONTROLE TECHNIQUE ET DE FAITS SPORTIFS

Orbits

Directeur de course: V. SOUCAT-M. RUCH

Organisateur: ACSM PEUGEOT MULHOUSE - Chrono: Marie - CIAO

LIVETIMING ET RESULTATS DANS SPEEDHIVE APP



www.mylaps.com

Licence pour: CIAO

TROPHEE DE LA LIGUE 2-PEUGEOT MULHOUSE

SENIOR / MASTER / GENTLEMAN CUP

MULHOUSE 0,913 km

FINALE

17/10/2021 16:00

Course (19 Tours) Démarré à 16:04:14

Tour	Tps/tour	Diff.	Temps du jour
8	44.045	+0.286	16:10:14.713
9	43.917	+0.158	16:10:58.630
10	44.176	+0.417	16:11:42.806
11	44.164	+0.405	16:12:26.970
12	44.056	+0.297	16:13:11.026
13	44.495	+0.736	16:13:55.521
14	44.018	+0.259	16:14:39.539
15	43.938	+0.179	16:15:23.477
16	43.759		16:16:07.236
17	44.289	+0.530	16:16:51.525
18	43.887	+0.128	16:17:35.412
19	44.239	+0.480	16:18:19.651

(20) QUENTIN BECKER

1	47.215	+3.282	16:05:04.194
2	45.317	+1.384	16:05:49.511
3	44.798	+0.865	16:06:34.309
4	44.098	+0.165	16:07:18.407
5	44.031	+0.098	16:08:02.438
6	44.265	+0.332	16:08:46.703
7	44.235	+0.302	16:09:30.938
8	44.179	+0.246	16:10:15.117
9	43.973	+0.040	16:10:59.090
10	43.976	+0.043	16:11:43.066
11	44.179	+0.246	16:12:27.245
12	44.064	+0.131	16:13:11.309
13	44.412	+0.479	16:13:55.721
14	43.944	+0.011	16:14:39.665
15	43.933		16:15:23.598
16	43.985	+0.052	16:16:07.583
17	44.073	+0.140	16:16:51.656
18	44.021	+0.088	16:17:35.677
19	44.177	+0.244	16:18:19.854

(3) THIBAUD BORGES MARTINS

1	48.519	+4.869	16:05:06.844
2	45.746	+2.096	16:05:52.590
3	44.779	+1.129	16:06:37.369
4	45.349	+1.699	16:07:22.718
5	45.418	+1.768	16:08:08.136
6	44.351	+0.701	16:08:52.487
7	44.409	+0.759	16:09:36.896
8	44.971	+1.321	16:10:21.867
9	44.296	+0.646	16:11:06.163
10	43.873	+0.223	16:11:50.036
11	43.825	+0.175	16:12:33.861
12	43.817	+0.167	16:13:17.678
13	43.691	+0.041	16:14:01.369
14	43.650		16:14:45.019
15	43.777	+0.127	16:15:28.796
16	44.007	+0.357	16:16:12.803
17	44.124	+0.474	16:16:56.927
18	43.771	+0.121	16:17:40.698
19	45.073	+1.423	16:18:25.771

(17) SACHA PIERRE

1	48.468	+4.341	16:05:06.710
2	45.621	+1.494	16:05:52.331
3	44.937	+0.810	16:06:37.268
4	46.109	+1.982	16:07:23.377
5	45.117	+0.990	16:08:08.494
6	44.944	+0.817	16:08:53.438
7	44.794	+0.667	16:09:38.232
8	44.496	+0.369	16:10:22.728
9	44.949	+0.822	16:11:07.677
10	44.433	+0.306	16:11:52.110

Tour	Tps/tour	Diff.	Temps du jour
11	44.484	+0.357	16:12:36.594
12	44.657	+0.530	16:13:21.251
13	45.111	+0.984	16:14:06.362
14	45.119	+0.992	16:14:51.481
15	44.429	+0.302	16:15:35.910
16	44.127		16:16:20.037
17	44.512	+0.385	16:17:04.549
18	44.385	+0.258	16:17:48.934
19	44.423	+0.296	16:18:33.357

(18) PHILIPPE SCHAACK

1	48.404	+4.002	16:05:06.150
2	46.316	+1.914	16:05:52.466
3	45.106	+0.704	16:06:37.572
4	46.600	+2.198	16:07:24.172
5	46.087	+1.685	16:08:10.259
6	44.778	+0.376	16:08:55.037
7	45.530	+1.128	16:09:40.567
8	44.984	+0.582	16:10:25.551
9	44.427	+0.025	16:11:09.978
10	44.973	+0.571	16:11:54.951
11	44.492	+0.090	16:12:39.443
12	45.472	+1.070	16:13:24.915
13	44.768	+0.366	16:14:09.683
14	44.402		16:14:54.085
15	44.570	+0.168	16:15:38.655
16	44.479	+0.077	16:16:23.134
17	44.709	+0.307	16:17:07.843
18	45.014	+0.612	16:17:52.857
19	44.493	+0.091	16:18:37.350

(13) WILLIAM KUSSMAUL

1	48.861	+4.766	16:05:07.089
2	45.814	+1.719	16:05:52.903
3	45.226	+1.131	16:06:38.129
4	45.607	+1.512	16:07:23.736
5	44.970	+0.875	16:08:08.706
6	44.919	+0.824	16:08:53.625
7	45.162	+1.067	16:09:38.787
8	44.982	+0.887	16:10:23.769
9	44.560	+0.465	16:11:08.329
10	44.710	+0.615	16:11:53.039
11	44.983	+0.888	16:12:38.022
12	44.356	+0.261	16:13:22.378
13	44.149	+0.054	16:14:06.527
14	44.621	+0.526	16:14:51.148
15	44.315	+0.220	16:15:35.463
16	44.095		16:16:19.558
17	44.286	+0.191	16:17:03.844
18	44.320	+0.225	16:17:48.164
19	44.222	+0.127	16:18:32.386

(12) HUGO KNAB

1	47.640	+3.077	16:05:05.113
2	45.617	+1.054	16:05:50.730
3	45.417	+0.854	16:06:36.147
4	45.238	+0.675	16:07:21.385
5	45.086	+0.523	16:08:06.471
6	44.917	+0.354	16:08:51.388
7	45.374	+0.811	16:09:36.762
8	45.342	+0.779	16:10:22.104
9	45.823	+1.260	16:11:07.927
10	44.952	+0.389	16:11:52.879
11	45.663	+1.100	16:12:38.542
12	45.177	+0.614	16:13:23.719
13	44.563		16:14:08.282

Tour	Tps/tour	Diff.	Temps du jour
14	44.646	+0.083	16:14:52.928
15	44.929	+0.366	16:15:37.857
16	44.758	+0.195	16:16:22.615
17	45.005	+0.442	16:17:07.620
18	45.491	+0.928	16:17:53.111
19	44.807	+0.244	16:18:37.918

(9) CARLA ERHARD

1	48.185	+3.671	16:05:05.758
2	45.587	+1.073	16:05:51.345
3	45.223	+0.709	16:06:36.568
4	46.071	+1.557	16:07:22.639
5	45.422	+0.908	16:08:08.061
6	45.158	+0.644	16:08:53.219
7	45.373	+0.859	16:09:38.592
8	45.083	+0.569	16:10:23.675
9	45.254	+0.740	16:11:08.929
10	44.625	+0.111	16:11:53.554
11	45.360	+0.846	16:12:38.914
12	45.923	+1.409	16:13:24.837
13	45.696	+1.182	16:14:10.533
14	44.883	+0.369	16:14:55.416
15	44.724	+0.210	16:15:40.140
16	44.514		16:16:24.654
17	44.735	+0.221	16:17:09.389
18	44.610	+0.096	16:17:53.999
19	44.788	+0.274	16:18:38.787

(21) BRUNO FURST

1	47.213	+2.300	16:05:03.778
2	45.635	+0.722	16:05:49.413
3	45.739	+0.826	16:06:35.152
4	45.211	+0.298	16:07:20.363
5	45.194	+0.281	16:08:05.557
6	45.580	+0.667	16:08:51.137
7	45.476	+0.563	16:09:36.613
8	45.184	+0.271	16:10:21.797
9	45.338	+0.425	16:11:07.135
10	45.535	+0.622	16:11:52.670
11	45.766	+0.853	16:12:38.436
12	45.964	+1.051	16:13:24.400
13	46.017	+1.104	16:14:10.417
14	45.926	+1.013	16:14:56.343
15	44.913		16:15:41.256
16	45.167	+0.254	16:16:26.423
17	45.007	+0.094	16:17:11.430
18	45.075	+0.162	16:17:56.505
19	45.107	+0.194	16:18:41.612

(7) AMANDINE ANTONY

1	48.070	+3.311	16:05:06.011
2	45.889	+1.130	16:05:51.900
3	45.068	+0.309	16:06:36.968
4	47.030	+2.271	16:07:23.998
5	45.810	+1.051	16:08:09.808
6	45.148	+0.389	16:08:54.956
7	46.058	+1.299	16:09:41.014
8	45.464	+0.705	16:10:26.478
9	44.935	+0.176	16:11:11.413
10	44.998	+0.239	16:11:56.411
11	44.759		16:12:41.170
12	44.957	+0.198	16:13:26.127
13	44.987	+0.228	16:14:11.114
14	45.613	+0.854	16:14:56.727
15	44.869	+0.110	16:15:41.596
16	44.999	+0.240	16:16:26.595

SOUS RESERVE DE CONTROLE TECHNIQUE ET DE FAITS SPORTIFS

Orbits

Directeur de course: V. SOUCAT-M. RUCH

Organisateur: ACSM PEUGEOT MULHOUSE - Chrono: Marie - CIAO

LIVETIMING ET RESULTATS DANS SPEEDHIVE APP

Imprimé : 20/10/2021 06:41:31



www.mylaps.com

Licence pour: CIAO

Page 2/3

TROPHEE DE LA LIGUE 2-PEUGEOT MULHOUSE

SENIOR / MASTER / GENTLEMAN CUP

MULHOUSE 0,913 km

FINALE

17/10/2021 16:00

Course (19 Tours) Démarré à 16:04:14

Tour	Tps/tour	Diff.	Temps du jour
17	45.150	+0.391	16:17:11.745
18	44.975	+0.216	16:17:56.720
19	45.241	+0.482	16:18:41.961

(288) PETER DAALDER

Tour	Tps/tour	Diff.	Temps du jour
1	47.502	+2.432	16:05:04.779
2	45.702	+0.632	16:05:50.481
3	45.417	+0.347	16:06:35.898
4	46.514	+1.444	16:07:22.412
5	46.731	+1.661	16:08:09.143
6	45.285	+0.215	16:08:54.428
7	46.005	+0.935	16:09:40.433
8	47.170	+2.100	16:10:27.603
9	45.757	+0.687	16:11:13.360
10	45.070		16:11:58.430
11	45.426	+0.356	16:12:43.856
12	45.456	+0.386	16:13:29.312
13	45.384	+0.314	16:14:14.696
14	45.560	+0.490	16:15:00.256
15	45.439	+0.369	16:15:45.695
16	45.921	+0.851	16:16:31.616
17	45.656	+0.586	16:17:17.272
18	46.791	+1.721	16:18:04.063

(25) LOIC KAMMERER

Tour	Tps/tour	Diff.	Temps du jour
1	48.697	+3.779	16:05:07.387
2	46.097	+1.179	16:05:53.484
3	45.358	+0.440	16:06:38.842
4	45.586	+0.668	16:07:24.428
5	46.134	+1.216	16:08:10.562
6	45.227	+0.309	16:08:55.789
7	45.502	+0.584	16:09:41.291
8	45.768	+0.850	16:10:27.059
9	45.056	+0.138	16:11:12.115
10	45.437	+0.519	16:11:57.552
11	44.999	+0.081	16:12:42.551
12	45.337	+0.419	16:13:27.888
13	45.272	+0.354	16:14:13.160
14	44.918		16:14:58.078
15	45.644	+0.726	16:15:43.722

(11) LYNN EVEN

Tour	Tps/tour	Diff.	Temps du jour
1	46.406	+2.559	16:05:02.172
2	44.821	+0.974	16:05:46.993
3	44.146	+0.299	16:06:31.139
4	44.079	+0.232	16:07:15.218
5	43.950	+0.103	16:07:59.168
6	43.847		16:08:43.015

(133) MICHAEL WOGENSTAHL

Tour	Tps/tour	Diff.	Temps du jour
1	53.055		16:05:12.193

TROPHEE DE LA LIGUE 2-PEUGEOT MULHOUSE

Tableau de tour

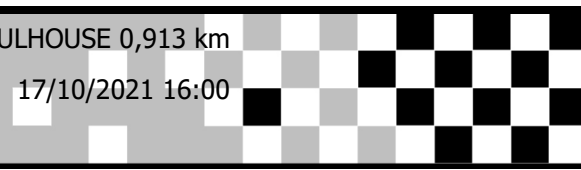
SENIOR / MASTER / GENTLEMAN CUP

MULHOUSE 0,913 km

FINALE

17/10/2021 16:00

Course (19 Tours) Démarré à 16:04:14



Pilotes	Tours																			
	0	1	2	3	4	5	6	7	8	9	10	11	12	13	14	15	16	17	18	19
JULIEN KAMMERER (67)	1	67	67	67	67	67	67	67	67	67	67	67	67	67	67	67	67	67	67	67
FRANCOIS DELL'ATTI (37)	2	37	37	37	37	37	37	37	37	37	37	37	37	37	37	37	16	16	16	16
TEO IAQUINTA (30)	3	30	30	30	30	30	16	16	16	16	16	16	16	16	16	16	37	37	37	37
THEO HEYERT (16)	4	16	16	16	16	16	30	30	30	30	30	30	30	30	30	30	30	30	30	30
LYNN EVEN (11)	5	11	34	11	11	11	11	11	34	34	34	34	34	34	34	34	34	34	34	34
KIM LONGHINO (34)	6	34	11	14	14	14	14	34	8	8	8	14	14	14	14	14	14	14	14	14
GUILLAUME TAVARES (8)	7	8	8	34	34	34	34	14	14	14	14	8	8	8	8	8	8	8	8	2
JEAN FRANCOIS KUSSMAUL (14)	8	14	14	8	8	8	8	8	2	2	2	2	2	2	2	2	2	2	2	8
CHESTER KIEFFER (4)	9	4	4	2	2	2	2	2	4	4	4	4	4	4	4	4	4	4	4	4
MARC FLEURANCE (2)	10	2	2	4	4	4	4	4	26	26	26	26	26	26	26	26	26	26	26	26
BRUNO FURST (211)	11	211	211	26	26	26	26	26	20	20	20	20	20	20	20	20	20	20	20	20
ENZO LAINO (26)	12	26	26	211	20	20	20	20	211	211	3	3	3	3	3	3	3	3	3	3
QUENTIN BECKER (20)	13	20	20	20	211	211	211	211	12	3	211	17	17	17	17	13	13	13	13	13
PETER DAALDER (288)	14	288	288	288	288	12	12	12	3	12	17	211	13	13	13	17	17	17	17	17
HUGO KNAB (12)	15	12	12	12	12	288	9	3	17	17	12	12	211	12	12	12	12	12	18	18
CARLA ERHARD (9)	16	9	9	9	9	9	3	9	9	9	13	13	12	211	18	18	18	18	18	12
PHILIPPE SCHAACK (18)	17	18	7	7	7	3	17	17	13	13	9	9	9	9	211	9	9	9	9	9
AMANDINE ANTONY (7)	18	7	18	17	17	17	13	13	288	18	18	18	18	18	9	211	211	211	211	211
WILLIAM KUSSMAUL (13)	19	13	17	18	3	13	288	288	18	7	7	7	7	7	7	7	7	7	7	7
SACHA PIERRE (17)	20	17	3	3	18	7	7	7	7	25	25	25	25	25	25	25	25	288	288	288
THIBAUD BORGES MARTINS (3)	21	3	13	13	13	18	18	18	25	288	288	288	288	288	288	288	288	288	288	288
LOIC KAMMERER (25)	22	25	25	25	25	25	25	25												
MICHAEL WOGENSTAHL (133)	23	133	133																	
-	24																			



TROPHEE DE LA LIGUE 2-PEUGEOT MULHOUSE

SENIOR / MASTER / GENTLEMAN CUP

MULHOUSE 0,913 km

RESULTATS DES ESSAIS CHRONOS

Pos.	N°	Nom complet	Total meill. tps.	Meilleur tps C	Meilleur tps	ème meill.	me meill.	Catégorie
1	67	JULIEN KAMMERER	43.080		43.080		43.087	SENIOR CUP
2	16	THEO HEYERT	43.133	43.133		43.167		SENIOR CUP
3	37	FRANCOIS DELL'ATTI	43.342	43.342		43.436		SENIOR CUP
4	29	LUCAS QUIRIN	43.425		43.425		43.484	SENIOR CUP
5	19	LUCAS HEGY	43.464		43.464		43.522	SENIOR CUP
6	14	JEAN FRANCOIS KUSSMAUL	43.591		43.591		43.702	SENIOR CUP
7	34	KIM LONGHINO	43.616		43.616		43.714	SENIOR CUP
8	11	LYNN EVEN	43.638	43.638		43.667		SENIOR CUP
9	30	TEO IAQUINTA	43.689	43.689		43.691		SENIOR CUP
10	20	QUENTIN BECKER	43.737	43.737		43.759		SENIOR CUP
11	2	MARC FLEURANCE	43.738	43.738		43.757		SENIOR CUP
12	8	GUILLAUME TAVARES	43.811	43.811		44.005		SENIOR CUP
13	26	ENZO LAINO	43.837	43.837		43.943		SENIOR CUP
14	3	THIBAUD BORGES MARTINS	43.841	43.841		43.877		SENIOR CUP
15	13	WILLIAM KUSSMAUL	43.887	43.887		44.048		SENIOR CUP
16	18	PHILIPPE SCHAACK	44.073	44.073		44.204		SENIOR CUP
17	4	CHESTER KIEFFER	44.081		44.081		44.131	SENIOR CUP
18	17	SACHA PIERRE	44.622		44.622		44.703	SENIOR CUP
19	7	AMANDINE ANTONY	44.772		44.772		44.878	SENIOR CUP
20	12	HUGO KNAB	45.005		45.005		45.036	SENIOR CUP
21	288	PETER DAALDER	45.016	45.016		45.025		GENTLEMAN CUP
22	211	BRUNO FURST	45.073		45.073		45.247	GENTLEMAN CUP
23	25	LOIC KAMMERER	45.431		45.431		45.485	SENIOR CUP
24	9	CARLA ERHARD	45.488		45.488		45.888	SENIOR CUP
25	133	MICHAEL WOGENSTAHL	45.761		45.761		46.054	MASTER CUP

TROPHEE DE LA LIGUE 2-PEUGEOT MULHOUSE

SENIOR / MASTER / GENTLEMAN CUP

MULHOUSE 0,913 km

CLASSEMENT MULHOUSE GENTLEMAN CUP


Pos.	N°	Nom complet	Total points	F	PF	Club	Catégorie
1	211	BRUNO FURST	80	40	40	ASK HAGUENAU	GENTLEM
2	288	PETER DAALDER	72	36	36	ACL LUXEMBOURG	GENTLEM

TROPHEE DE LA LIGUE 2-PEUGEOT MULHOUSE

SENIOR / MASTER / GENTLEMAN CUP

MULHOUSE 0,913 km

CLASSEMENT MULHOUSE MASTER CUP



Pos.	N°	Nom complet	Total points	F	PF	Club	Catégorie
1	133	MICHAEL WOGENSTAHL	80	40	40	ASK WITTENHEIM	MASTER C

TROPHEE DE LA LIGUE 2-PEUGEOT MULHOUSE

SENIOR / MASTER / GENTLEMAN CUP

MULHOUSE 0,913 km

CLASSEMENT MULHOUSE SENIOR CUP

Pos.	N°	Nom complet	Total points	F	PF	Club	Catégorie
1	67	JULIEN KAMMERER	80	40	40	ASK HAGUENAU	SENIOR C
2	16	THEO HEYERT	70	36	34	ASK HAGUENAU	SENIOR C
3	37	FRANCOIS DELL'ATTI	70	34	36	LORRAINE KART NKC	SENIOR C
4	30	TEO IAQUINTA	64	32	32	ASAC MOSELLE	SENIOR C
5	34	KIM LONGHINO	60	30	30	ACL LUXEMBOURG	SENIOR C
6	14	JEAN FRANCOIS KUSSMAUL	57	29	28	ASK WITTENHEIM	SENIOR C
7	2	MARC FLEURANCE	54	28	26	ASAC MOSELLE	SENIOR C
8	8	GUILLAUME TAVARES	52	27	25	ASK CHARMES	SENIOR C
9	4	CHESTER KIEFFER	49	26	23	ACL LUXEMBOURG	SENIOR C
10	26	ENZO LAINO	49	25	24	ASK PEUGEOT MULHOUSE	SENIOR C
11	20	QUENTIN BECKER	46	24	22	ASK HAGUENAU	SENIOR C
12	11	LYNN EVEN	44	15	29	ACL LUXEMBOURG	SENIOR C
13	3	THIBAUD BORGES MARTINS	39	23	16	LORRAINE KART NKC	SENIOR C
14	9	CARLA ERHARD	39	18	21	ASK PEUGEOT MULHOUSE	SENIOR C
15	18	PHILIPPE SCHAACK	38	21	17	ACL LUXEMBOURG	SENIOR C
16	13	WILLIAM KUSSMAUL	38	20	18	ASK WITTENHEIM	SENIOR C
17	12	HUGO KNAB	38	19	19	ASK HAGUENAU	SENIOR C
18	17	SACHA PIERRE	37	22	15	ASA DES VALLEES	SENIOR C
19	7	AMANDINE ANTONY	37	17	20	ASK PEUGEOT MULHOUSE	SENIOR C
20	25	LOIC KAMMERER	30	16	14	ASK HAGUENAU	SENIOR C
21	19	LUCAS HEGY	27	0	27	ASK PEUGEOT MULHOUSE	SENIOR C
DISQ	29	LUCAS QUIRIN	0	--	0	ASK PEUGEOT MULHOUSE	SENIOR C